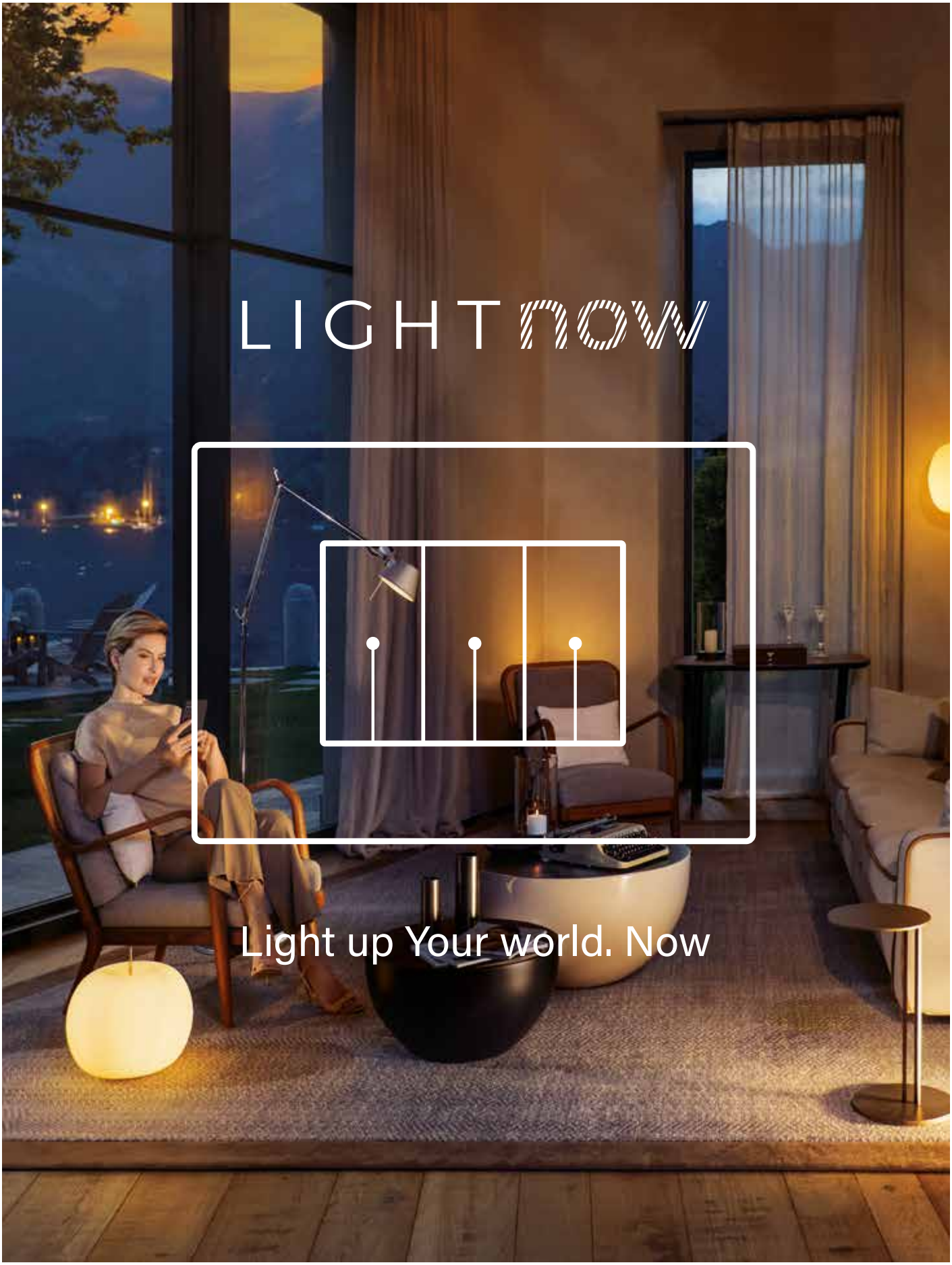

#ImprovingLives

bticino

A brand of legrand



LIGHT NOW

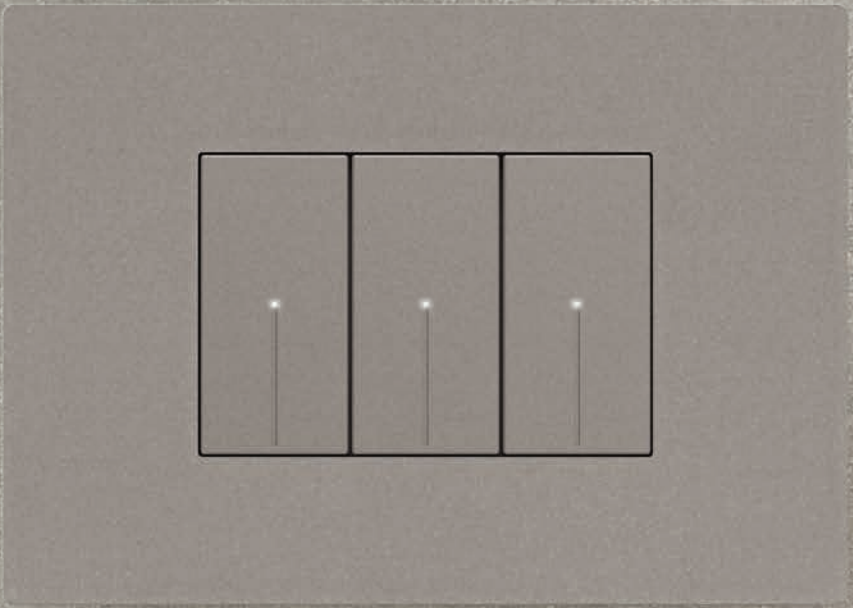

Light up Your world. Now

Merging timeless minimalist design with cutting-edge smart technologies, Light Now redefines your home management experience. Compatible with both traditional installation systems and the latest smart home solutions, Light Now is also an eco-friendly range that prioritizes sustainability by minimizing energy use and utilizing green materials, to reduce the ecological footprint.

Step into the next era of the smart home - light up your world, reduce impact, live smarter. Now.

LIGHTnow

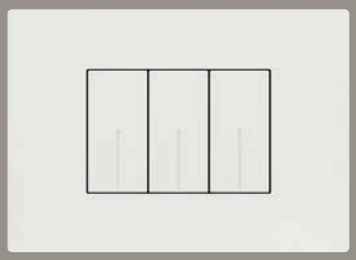

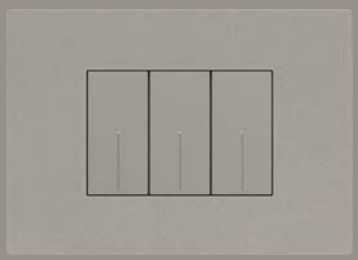



Light up Your world. Now

Summary

Design and Green Vision

Design 4

Colors: a careful selection 6

Materials 14

Responsible packaging 17

Green Vision 18

Technology for the Smart Home

Appropriate technology for your electrical system 20

Light Now with Netatmo 26

Light Now MyHOME 30

Light Now KNX 34

A high-quality installation

Lighting frame, floating frame, supporting frame and protection 38

2 and 3 modules standard installation 40

Controls: traditional and touchless 43

Catalogue 44

Switches, sockets and cover plates for the residential electrical system 45

Smart home - Light Now with Netatmo 68

Smart home - Light Now MyHOME 82

Smart home - Light Now KNX 98

Dimensional data 104

Design
Extreme minimalism. Timeless beauty.

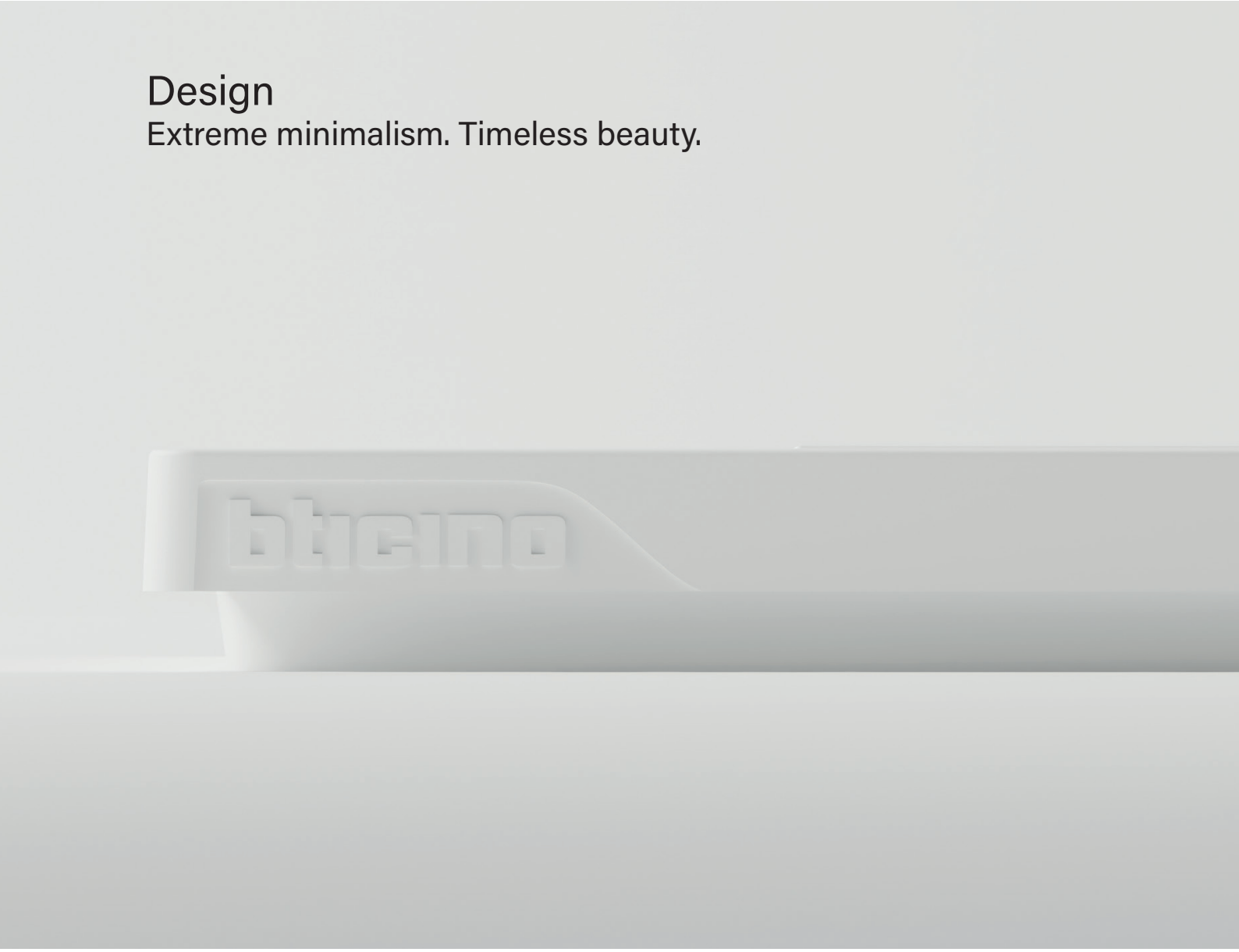

Pure design
A minimal and pure design where every detail becomes the protagonist.
Perfect alignment between cover plates and axial controls. Slightly rounded edges.

DESIGN AWARD 2024

Light Now has won this prestigious international award, confirming BTicino's ability to combine technology and design.

Light

The distinctive element

Central LED

A discreet central LED, illuminated in white or blue, at the end of the soft signature, makes the control more ergonomic, facilitating its identification.

Lighting frame

A supporting led, optional, and installable even at a later time, allows for elegant illumination at the bottom of the cover plate.

Matter

Tactile sensations

A touch of style

Light Now enhances the material component with slightly grainy surfaces that create sophisticated textures. This feature offers a unique tactile experience and allows for meticulously detailed material combinations.

The ability to choose between smooth or rough surfaces allows you to select the texture that best suits your decor and personal taste.

Colors
A careful selection

Refined matt
Light Now offers elegant monochromatic or tone-on-tone solutions, providing customers with numerous options to integrate the electrical system into sophisticated and harmonious environments.

Monochromatic elegance
Three colors for the mechanisms-White, Stone and Dark-perfectly complement the plates with the same finish, creating a flawless monochromatic effect.



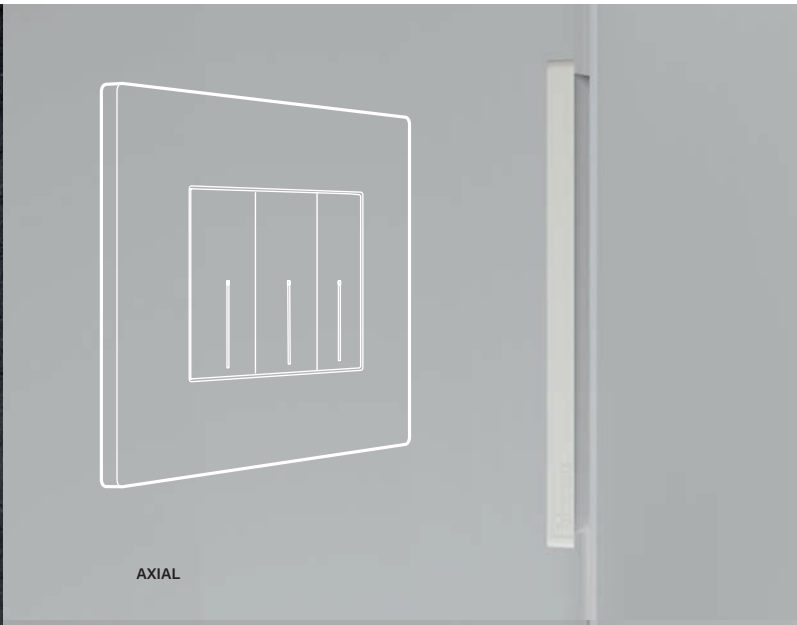



Axial and rocker controls

Finishings

Light Now enhances the material component with slightly grainy surfaces that create sophisticated textures. This feature offers a unique tactile experience and allows for meticulously detailed material combinations.

Axial control

Allows mechanisms to always be aligned with each other to achieve the maximum elegance.

Rocker control

For those who like traditional controls in line with the standard habits.

Finishing collection
Circular. A story about recycling

WHITE

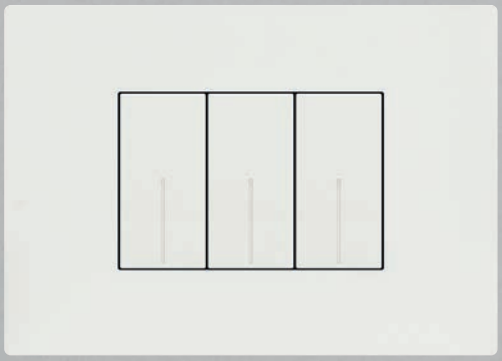

Light Now's Circular collection represents the conscious transformation of pure, all-natural materials such as viscose and mica.

This innovation aims to reduce the use of virgin materials, fitting harmoniously into circular economy practices.

Available in three color variants:
pure white with a matte finish, an ever-popular and modern must-have, and two exclusive eco-friendly finishes derived from viscose from fast fashion and Mica from construction waste, giving the surfaces an elegant texture on a smooth surface.

WHITE FIBER

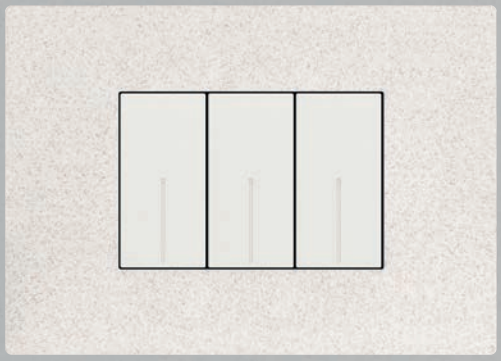

WHITE MICA

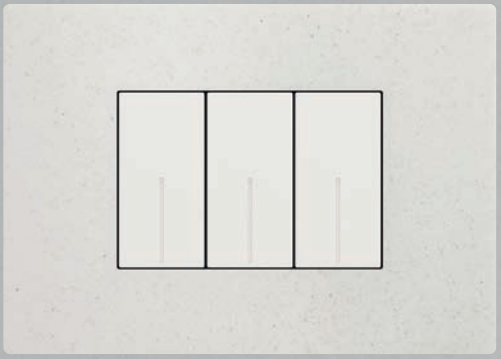

Finishing collection
Stone. Inspired by nature

STONE



It draws inspiration from natural elements such as sand and building materials, appreciated for their texture and granularity. This collection, created on a recycled polymer, is distinguished by a new texture that is stunning both to the touch and to the eye.

Three new finishes adapt to evolving lifestyles and spaces: the monochromatic Stone, a lighter one that recalls the shade of sand, and a darker one that recalls concrete.

The water-based paint is made from organic raw materials obtained by fermenting biomass, and the characteristic textured effect is due to insoluble spheres.

SAND STONE

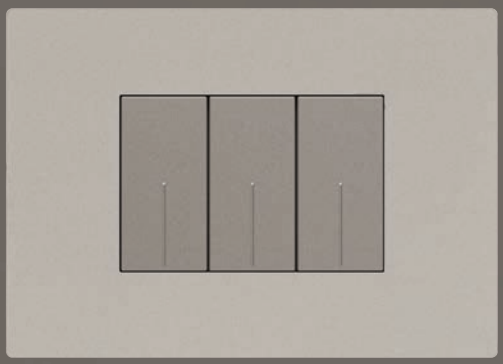

MOKA STONE



bticino

Finishing collection
Patina. Celebrating imperfection

DARK



The Patina collection is distinguished by its consciously “imperfect” appearance, celebrating natural beauty and non-uniformity on a recycled polymer.

This effect, ideal for dark rooms that reflect the latest trends, infuses life and personality into any space, defining a sophisticated style that highlights furniture details.

The finish is achieved by applying a lightly pigmented water-based paint, used in controlled quantities. The end result is both durable and distinctive, adding a unique touch to any space.

DARK GREY



DARK GREEN



bticino

Materials
Giving a second life to waste

Circularity of materials is a cornerstone of the ecological transition
Light Now involves reduced use of raw materials and broader reuse, recycling, and regeneration of existing materials, thereby reducing waste and minimizing environmental impact.

White Fiber

Composed of

35% VISCOSA

65% RECYCLED-ABS



Fast fashion generates a large amount of waste, which seeks a new existence.

We combined viscose fibers with recycled ABS, achieving an aesthetically intriguing result.

White Mica

Composed of

37% MICA

63% RECYCLED-ABS



Mica is an interesting mineral of natural origin.

We have added mica powder derived from construction waste to recycled polymers, resulting in better technical characteristics, reduced weight and an interesting visual appeal.

Materials
Giving a second life to waste

Stone

Composed of

RECYCLED ABS and water-based paint from biomass

The plate, made from recycled ABS, is painted with water-based paint formulated using organic raw materials and materials obtained from biomass fermentation.



Responsible Packaging
100% recyclable paper and cardboard packaging

Plastic free packaging
100% recyclable paper and cardboard.
Box closure: use of ecological glues only.

Print
Water-based ink

One color only (black)

Use of a lesser amount of ink

Environmental labelling

FSC

22 PAP

Reduction of weight and volume
Reduction of packaging weight and volume through the use of solid cardboard instead of fluted one for box interiors, along with smaller packaging sizes.

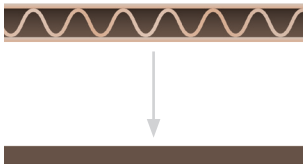

Flow pack
100% Paper

100% Recyclable paper

FSC MIX Certificate.



Green Vision
Our commitment to the environment

The entire Light Now project, in continuity with BTicino values, is based on a sustainable approach which concerns procedures, technologies, environmental impact of the product, materials and packaging.

50% recycled and certified material
Light Now uses 50% recycled materials for coverplates and supports from mechanical and chemical recycling. All plastic suppliers are certified by third parties (QA-CER certified and Polycert Europe certified), demonstrating a real and concrete commitment.

Plastic free
All Light Now product packaging is entirely plastic-free. Additionally, we have optimized weight and volume to the fullest extent possible, significantly minimizing the carbon footprint.

Embracing a sustainable future
Light Now's dedication to sustainability exemplifies BTicino's commitment to a better future. By harnessing solar energy and optimizing all production cycles and processes, BTicino consistently reduces the weight of all product components without compromising quality. This approach underscores our unwavering commitment to eco-sustainability, as the actions we take today shape the world of tomorrow.

Appropriate technology for your electrical system

Beyond traditional systems

With Light Now, in addition to traditional systems with classic wired devices, you can create Smart Home systems with devices radio connected, with MyHOME BUS technology or BUS with KNX standard. With Light Now you are free to choose the technology for every user need and for every type of building.

Light Now with Netatmo

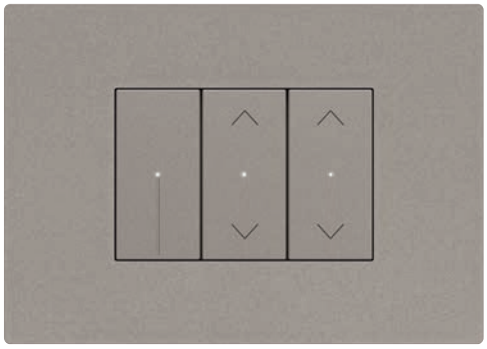

Connected controls for the smart home, which communicate via radio.
Fast&easy setup and use.
Perfect for retrofit.

Light Now MyHOME



Connected controls for the home automation, which communicate via SCS BTicino BUS. Perfect for new and big installation. Endless possibilities.

Light Now KNX



Connected controls for the home and building automation, which communicate via KNX standard bus. Perfect for limitless expectations. Open to full integration.

One single App,
many connected advantages

App Home + Control

Manage your home in a simple and intuitive way

Regardless of the technology used to create the Smart Home system, via radio or MyHOME BUS, your Customer will be able to manage all the functions in a simple and intuitive way, both inside and outside the home, using iOS or Android mobile devices and the specific Home + Control app.

What your customer can do:

1. Check the lights, shutters and connected loads dealing with.
2. Manage the temperature in the various rooms of the house based on personalized profiles.
3. Check electricity consumption.
4. Receive notifications about the status of the system and of loads.
5. Avoid disconnection (black-out) of loads in case of excessive absorption.
6. Create and manage custom scenarios as well as enable or disable those pre-set during system installation.

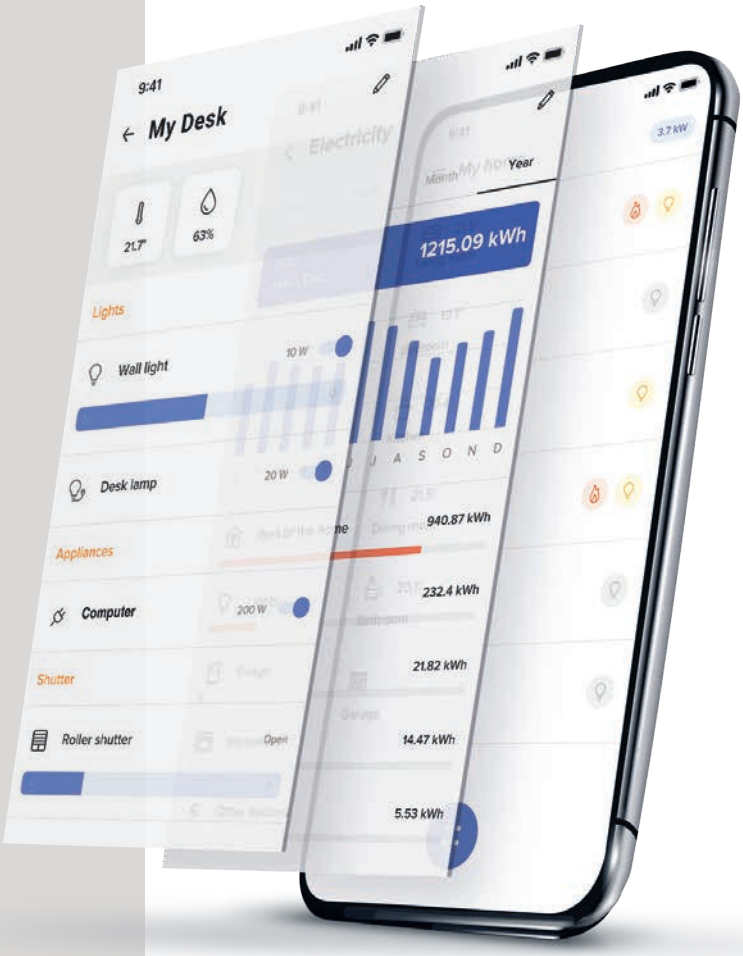

GET IT ON Google Play

Download on the App Store

Light management,
roller shutters and scenarios:
everything within reach of your voice
with your favorite voice assistants.

Voice control

Thanks to the integration with voice assistants Amazon, Google and Apple, your Customer will be able to manage the functions of the Smart system by voice and by hand free, regardless of technology used to create the system, via radio or via BUS MyHOME.

If the video door entry system is integrated into the system with the Classe 300EOS with Netatmo internal unit, your customer will also be able to use this device to manage all the functions by voice, thanks to the natively integrated Alexa assistant.



Alexa, turn on the kitchen lights

Light Now with Netatmo

Smart home controls, connected and communicating via radio

You can create a new Smart system or add Smart features to an existing system by installing a specific gateway and devices connected to your home Wi-Fi network.
This process is simple for installers and convenient for customers, who they can easily extend the points control with wireless devices.



Energy saving functions

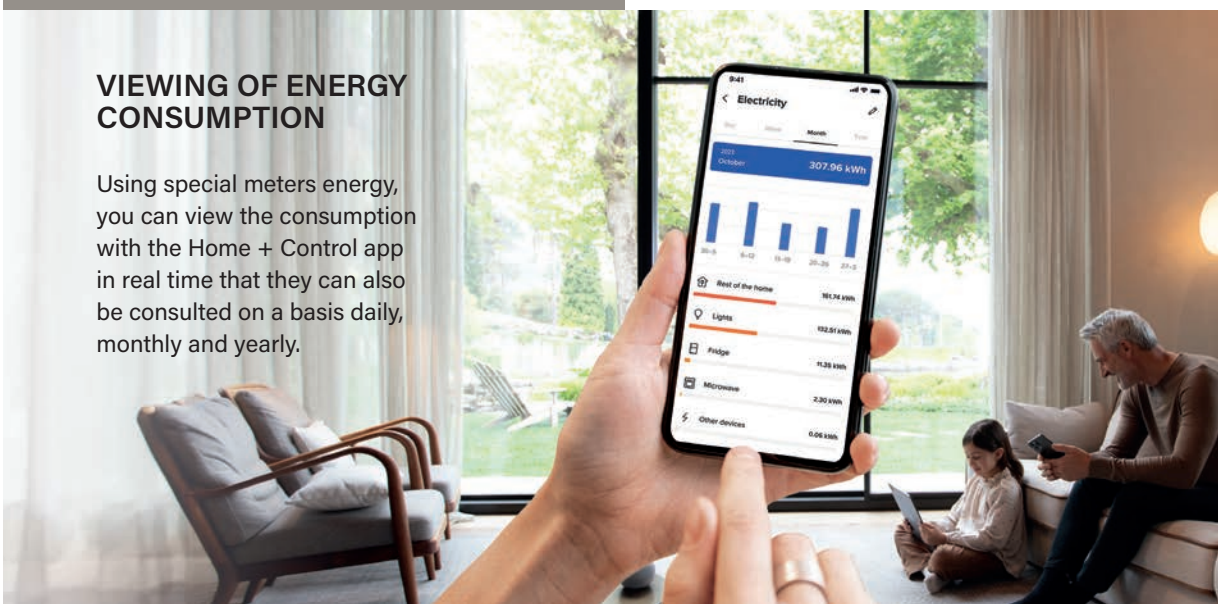

VIEWING OF ENERGY CONSUMPTION

Using special meters energy, you can view the consumption with the Home + Control app in real time that they can also be consulted on a basis daily, monthly and yearly.

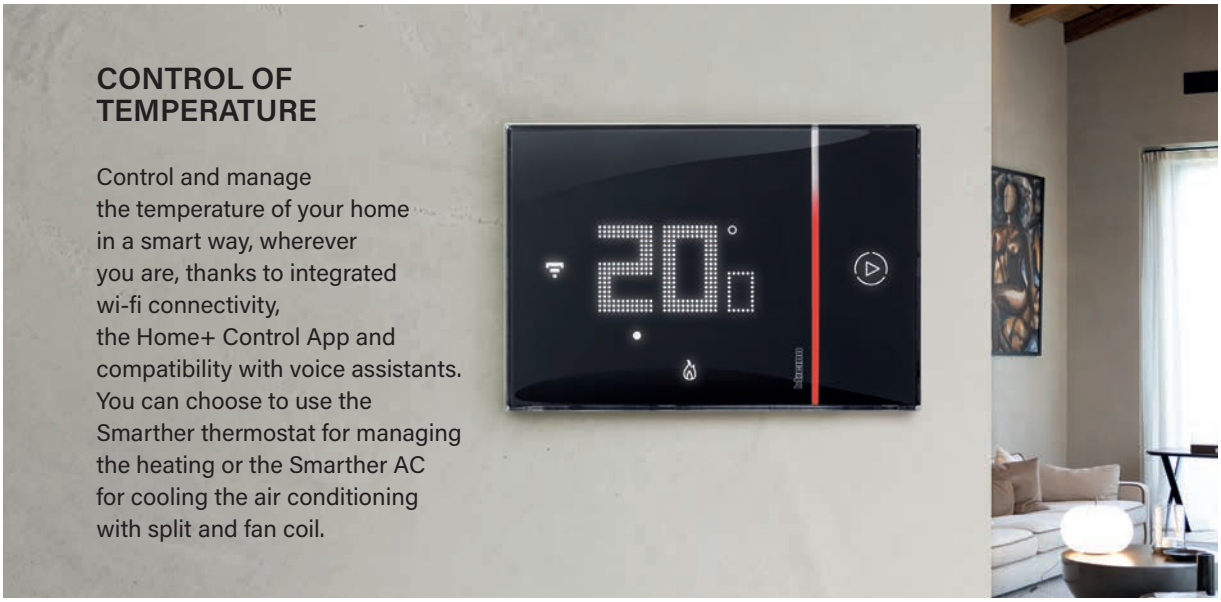

CONTROL OF TEMPERATURE

Control and manage the temperature of your home in a smart way, wherever you are, thanks to integrated wi-fi connectivity, the Home+ Control App and compatibility with voice assistants. You can choose to use the Smarther thermostat for managing the heating or the Smarther AC for cooling the air conditioning with split and fan coil.

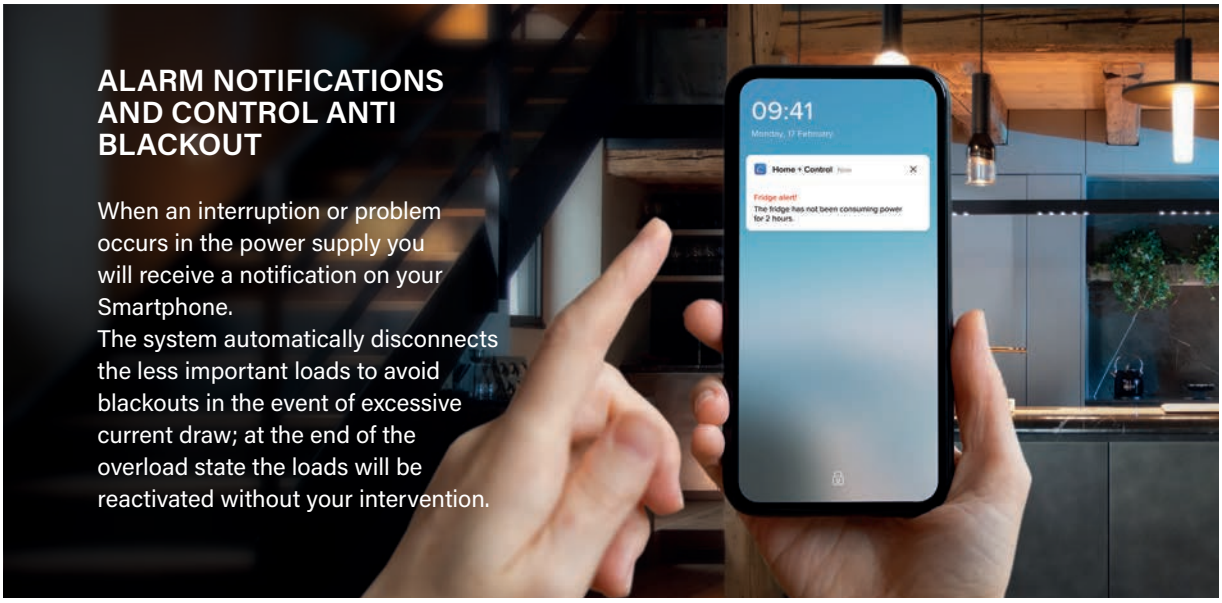

ALARM NOTIFICATIONS AND CONTROL ANTI BLACKOUT

When an interruption or problem occurs in the power supply you will receive a notification on your Smartphone.
The system automatically disconnects the less important loads to avoid blackouts in the event of excessive current draw; at the end of the overload state the loads will be reactivated without your intervention.

Light Now with Netatmo - Functions for comfort and safety

LIGHT AND SHUTTERS CONTROL

Management of standard lamps and colored with ON/OFF and dimmer modes for optimal comfort.
Management of the UP/DOWN position of the roller shutter with level control capability and quick recall of the preferred position.
Lights, shutters and loads connected to the sockets can also be activated at times and days set by the user via the Home + Control app.

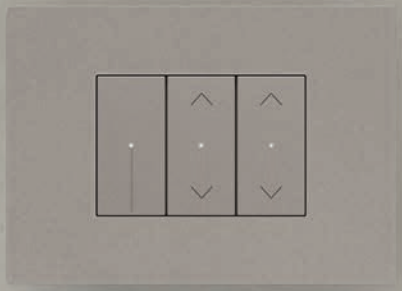

ACTIVATION OF SCENARIOS

One touch activation on the control device or using the Home + Control app, of more lights and shutters and ideal temperature for creating personalized comfort situations by the user.
You can also use the pre-setted EXIT scenario to turn off all the lights and lower all the shutters when you leave the house.

INTEGRATION WITH NETATMO SAFETY DEVICES

At the electrical system can be integrate security solutions Netatmo, such as cameras, sensors for doors and windows, smoke detectors etc..; functions will be managed from the dedicated Home + Security app.

SYSTEM EXPANSION WITH WIRELESS DEVICES

The number of control points in the system can be increased using wireless devices that can be installed anywhere by the user and repositioned according to any new needs.

Wireless controls are available in two versions:
battery-powered and no battery;
the latter they are particularly suitable in environments where you want to minimize maintenance of the electrical system.

WIRELESS DEVICES FOR OUTDOORS

For applications where greater protection is required from water, dust and external agents, wireless controls are available without batteries and with IP55 protection rating.
Control points for turning on the lights or opening of the gate can be added outside the house without the need for wiring.

Light Now MyHOME

Smart home controls connected via SCS BTicino BUS

The MyHOME system offers advanced solutions for the design, configuration and management of advanced SmartHome functions. MyHOME is a customisable, flexible and integrable BUS system to meet the needs of comfort, energy saving and safety through local and remote control, applicable in any residential context, even in large environments (*).

FREE TO CHOOSE THE SERVER YOU PREFER

To make the most of all the potential of the MyHOME system, you can choose between 2 servers:
- F460 DIN server in the cabinet more suitable for villas or bigger installations or in combination with HOMETOUCH as internal unit.
- Classe300EOS video internal unit with Alexa Built-In. Choose it for Real Estate projects or apartments where Video Door Entry System is included.

Note (*): up to 525 adresses.

NEW MULTIFUNCTION COMMAND

The control experience is now improved with the management of multiple functions (up to 4 functions on 2 modules) over the same modularity following market trends and the advanced home automation systems.
Functions can be combined in different ways and personalized with new dedicated key covers.

LIGHTING MANAGEMENT

MyHOME is now compatible with Dali2 Protocol for the lighting management of ON/OFF, dimmer, RGB RGBW (colour and tunable white) & fade in-out in order to create the ideal atmosphere for any need.

SCENARIOS MANAGEMENT

Since MyHOME is able to manage large installations, up to 525 addresses, it is possible to manage scenarios (setting with just one touch of the lights, of the shutters and the temperature) up to 150 in the Home +Project app and up to 100 in the Home + Control app.

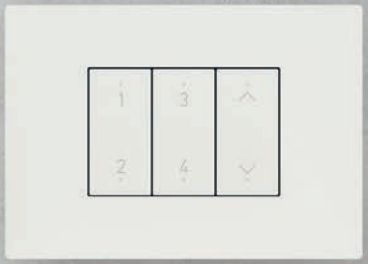

Light Now MyHOME - Energy saving functions

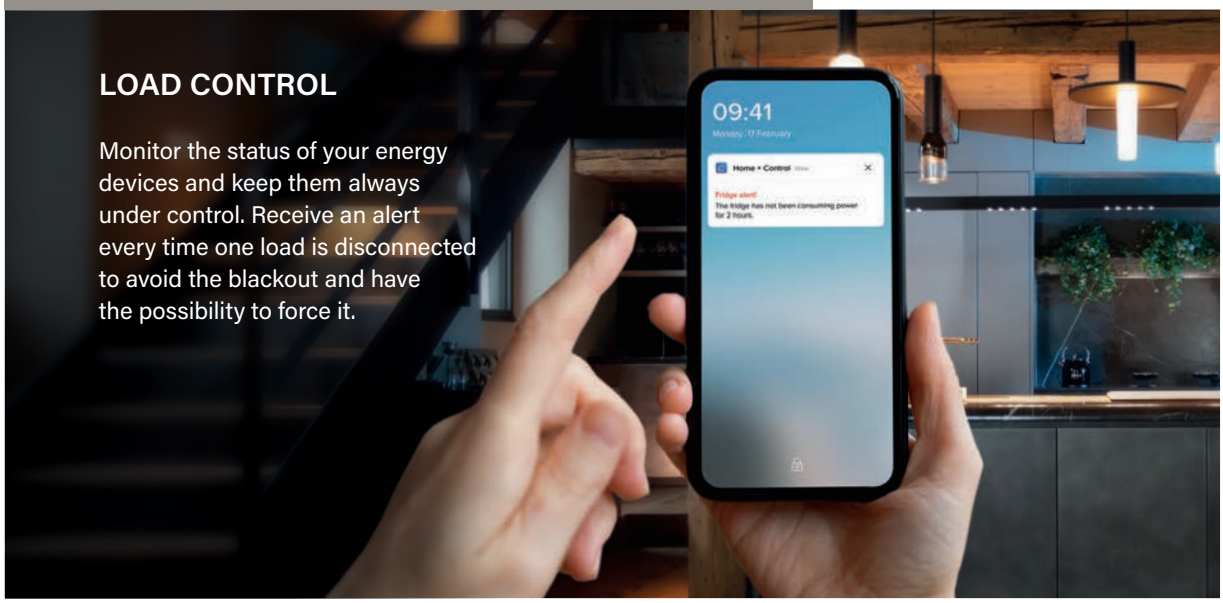

LOAD CONTROL

Monitor the status of your energy devices and keep them always under control. Receive an alert every time one load is disconnected to avoid the blackout and have the possibility to force it.

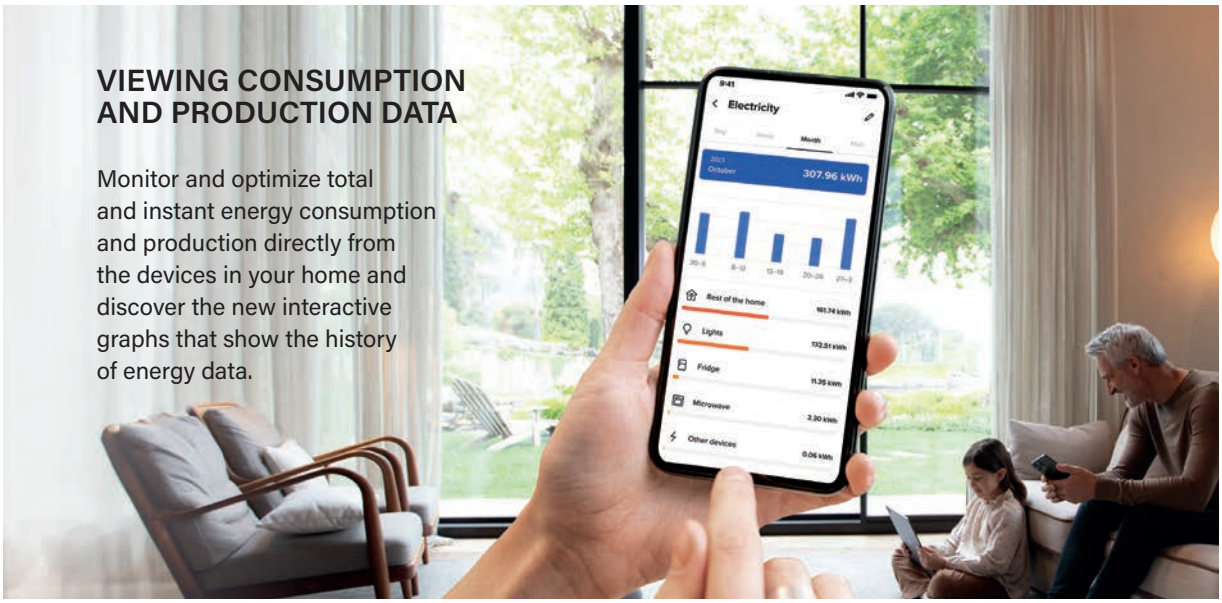

VIEWING CONSUMPTION AND PRODUCTION DATA

Monitor and optimize total and instant energy consumption and production directly from the devices in your home and discover the new interactive graphs that show the history of energy data.

ZONE TEMPERATURE CONTROL

By installing multiple temperature probes in the rooms of the house it is possible carry out zone control (max. 99) of the temperature for optimize consumption.
The profile of ideal temperature is set and customized by the user through the Home + Control app.

App Home + Project
Design and configure the system easily

Home + Project is a tool dedicated to the installer, which simplifies the design and configuration process of the MyHOME system, regardless of the server used, item F460 or Classe 300EOS with Netatmo. It is available in 2 versions: a web App version for designing in the office via a desktop, accessible via the site https://homeproject.legrand.com/ and an App version for iOS and Android Smartphones and Tablets suitable for use on site.

Discover its new features

To make the installers' experience even more flexible, discover all the new functions released which simplify configuration, making the app more intuitive and complete:

1. Configuration backup and restore

2. Testing of system functions

3. Export of device addresses

4. System configuration even when the Internet is not available

5. Firmware update of the devices

6. "Identify" test for the recognition of the loads

7. Calibration of the temperature probe

8. Association of several control devices with one actuator

9. Automatic association of controls with actuators

10. Even more stable connection to the system

11. Compatibility with Tablet devices

12. Replacement of a device without reconfiguring the system

All projects at glance

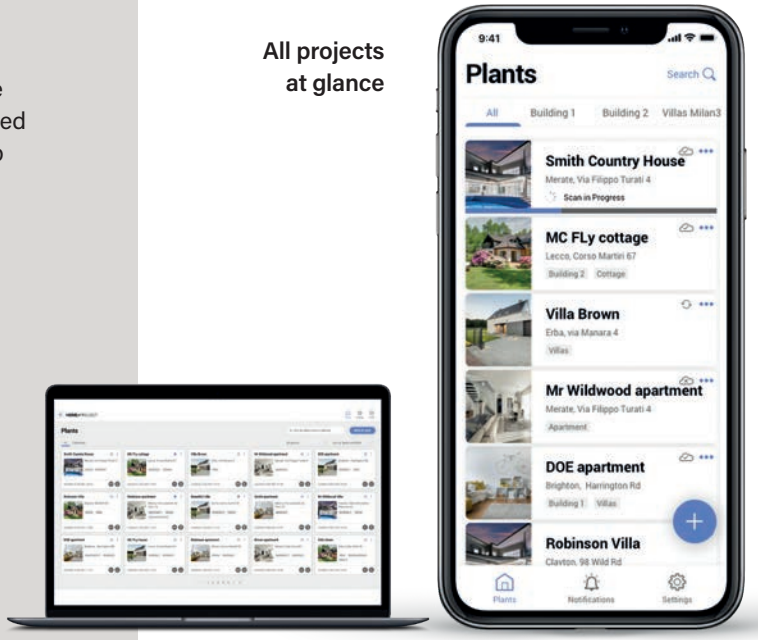

All devices in detail

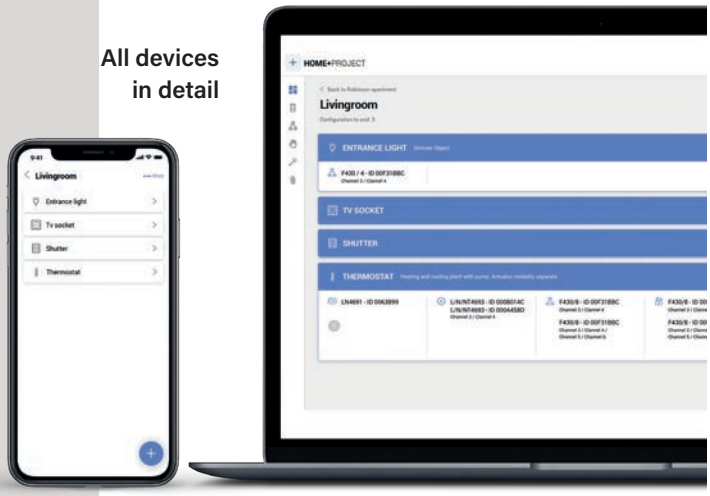

Light Now KNX

Connected controls for the Home and Building automation, which communicate via KNX standard BUS.

Dress KNX systems with Light Now aesthetics.

The Light Now range of devices is completed with a KNX certified multifunction control device that guarantees interoperability both between the KNX products of the BTicino offer and the products of different manufacturers. It will thus be possible to create advanced solutions for the intelligent management of comfort and energy saving functions in hotels, hospitals, tertiary and residential environments.

MULTIFUNCTION CONTROL
Advanced device to be combined with the relevant key covers equipped with graphics, to manage up to 4 functions different configurable with the ETS software and editable at any time.

BUS

KNX

Light Now KNX - Functions

LIGHT CONTROL

Management of standard lamps and colored with ON/OFF mode and dimmer for optimal comfort.

SHUTTERS MANAGEMENT

Control of the position UP/DOWN with memorization of favourite position.



MANAGEMENT OF SCENARIOS

Setting with just one touch of the lights, of the shutters and temperature to create comfort situations or prepare the environment for when it's not busy.





Light Now KNX - Devices

TOUCH SCREEN

Devices available with 4" and 5" screen, equipped with a temperature and proximity sensor for centralized management of all functions via dedicated pages.

CONTROLLER

Multi-purpose devices for management of:

- Lighting with ON/OFF or dimmer mode
- Motorized shutters and doors
- Devices HVAC thermoregulation



PRESENCE SENSORS

Apart from simple ON/OFF and dimming controls, sensors provide access to the advanced automation functions required in any “green” building: stand-by/maintained dimming, programmed lighting maintenance as well as scenario triggering dependent on presence/absence, natural light levels or time.

FULL INTEROPERABILITY WITH ALL THIRD PARTY APPLICATIONS AND SYSTEMS

Beyond providing optimum control of lighting, shutters, temperature and socket outlets, the KNX protocol is interoperable with all applications installed: you are free to complete your project with other products (heating and ventilation, fire alarms, emergency lighting, etc.) or software leveraging the KNX standard, whoever supplies them!

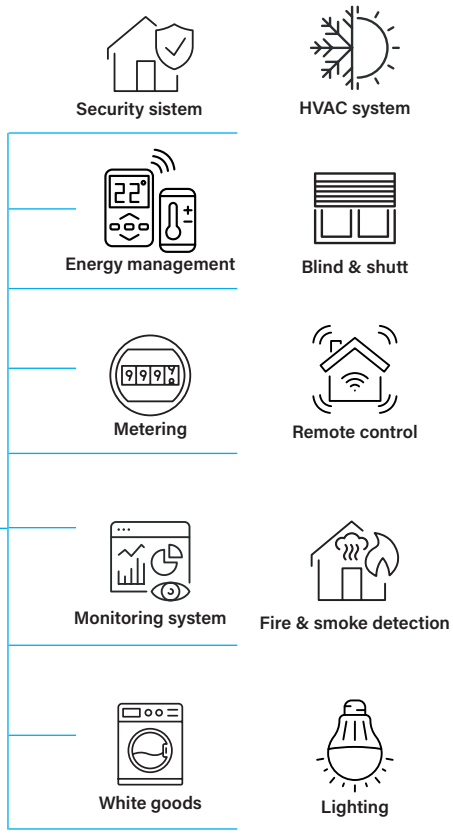

BTicino KNX solutions can therefore be integrated into an active general building management system, making it possible to display consumption or to be alerted when a fault occurs!

A high-quality installation

LIGHTING FRAME

A led can be added to the frame to create an elegant light in the ambient, and to provide discreet guide lighting to improve living in the spaces.



Example of use in the hallway or entrance hall

Cases of use

- **Hallway or Entrance:** installed at skirting board height, it turns on when it's dark (e.g., manually via a switch or automatically using a twilight sensor) to assist the movement of people living there.
- **Internal Staircases:** installed at skirting board height, it automatically turns on via a motion sensor when people pass by, facilitating movement in the dark.
- **Children's Bedroom**: Installed at skirting board height and/or light switch height, it turns on when it's dark (e.g., manually via a switch or automatically using a twilight sensor), providing a "courtesy light" in the room.
- **Terrace:** installed at the switch point for terrace light lights up to highlight the status of the terrace light (on/off)

Lighting frame installation

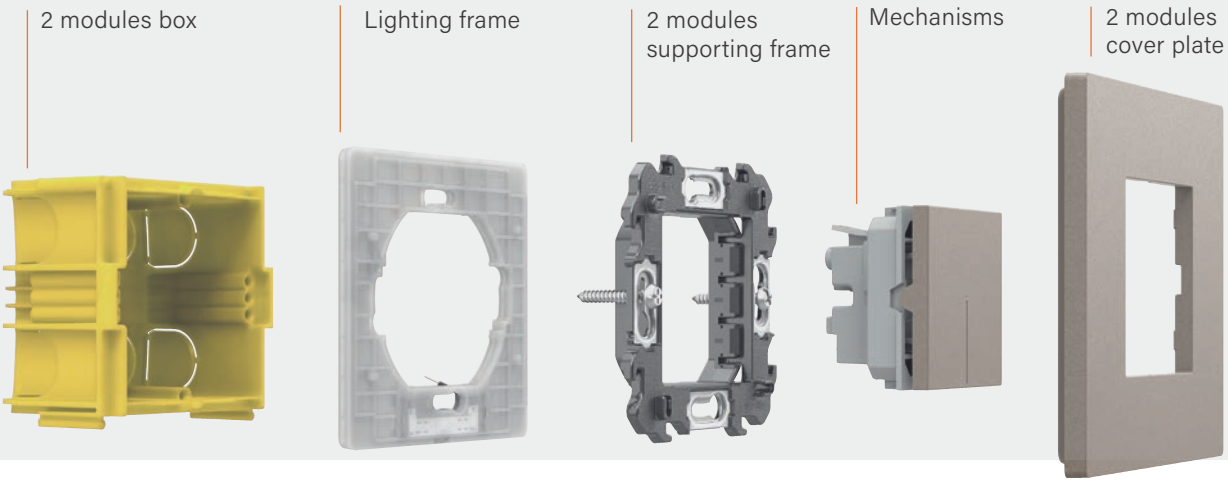

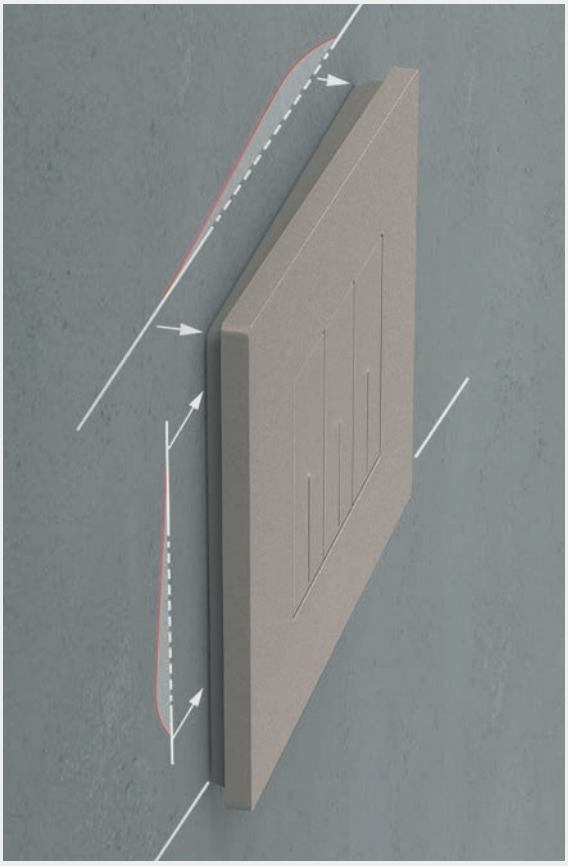

FLOATING FRAME

It's the flexible frame at the back of cover plate that assures perfect allignement and fitting in any condition.

The floating frame gives the possibility of:

1) hiding wall defects;

2) hiding any irregularity in flush mounted boxes positioning;

3) hiding the external collars of plasterboard boxes.

AUTOMATIC TERMINALS

Fast: just a few seconds required for wiring the device.
Simplicity: no special wiring tools required.
Reliable and Resistant: cable connection strength guaranteed across the time
Flexibility: possibility of using cables of different sections.

BETTER PROTECTION

The support has a protective shell, wich can be used to protect supports and mechanisms from possible damage during decorating activities, for example when painting the walls.



STRONGER SUPPORT

Up to 4 times stronger than the current version, thanks to the new geometry and high performance materials.

A high-quality installation

2 MODULES STANDARD INSTALLATION

Available up to 4 gangs

Available up to 3 gangs

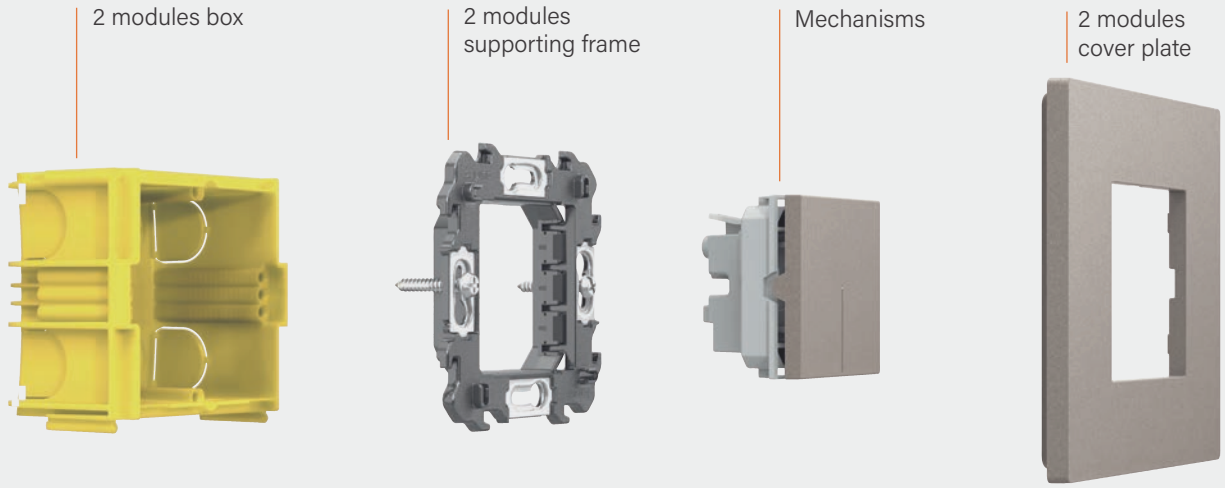

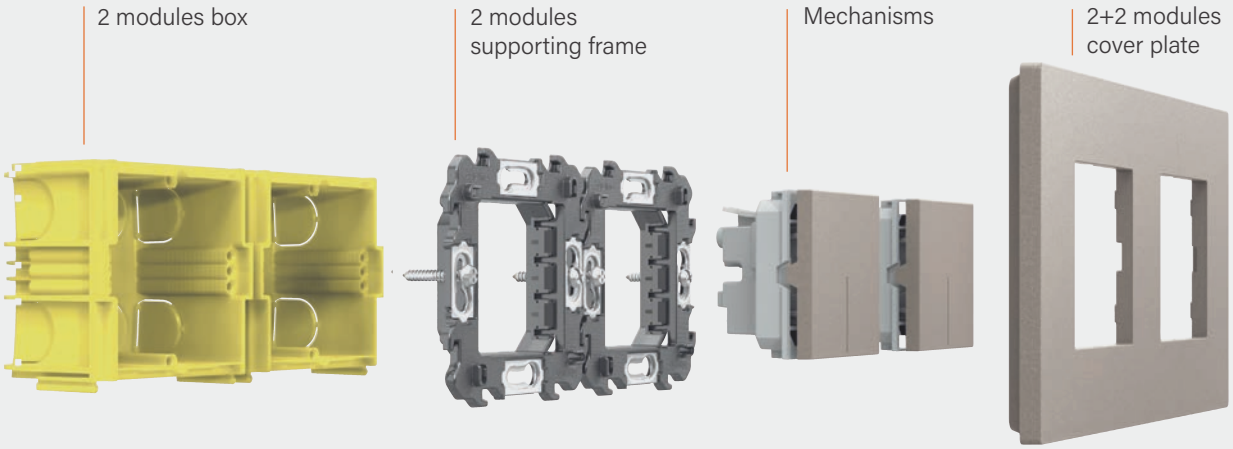

INSTALLATION OF 2 MODULES SUPPORTING FRAMES

	71 mm center distance installation	57 mm center distance installation
Y4702 (fixing with screws)	 To place side by side or more supports	
Y4702G (fixing with clips)	 To place side by side or more supports	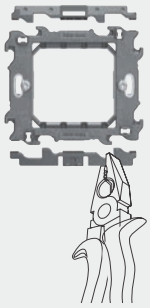 Before placing the supports on top of each other, detach upper and lower sides as indicated 
Y4702GTR (fixing with clips)	 To place side by side or more supports	
 **Y4702B** (fixing with screws)  **Y4702BS** (fixing with crews)		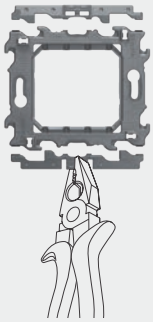 Before placing the supports on top of each other, detach upper and lower sides as indicated  **Note: for both Y4702B and Y4702BS**

A high-quality installation

3 MODULES STANDARD INSTALLATION



2 modules



3 modules



4 modules



7 modules



Controls: traditional and touchless

A full range of controls from which to choose the most appropriate solution.

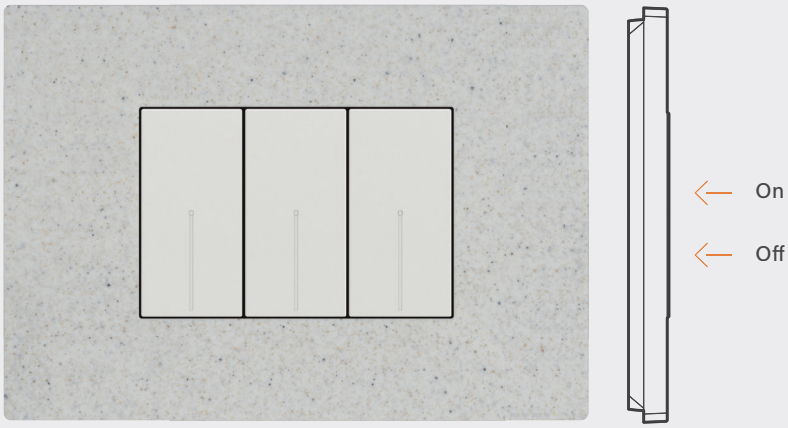

Axial control

Designed for maximum elegance, axial control keeps mechanisms perfectly aligned with cover plates



Rocker control

Designed for users who appreciate traditional switches in line with their usual practices.

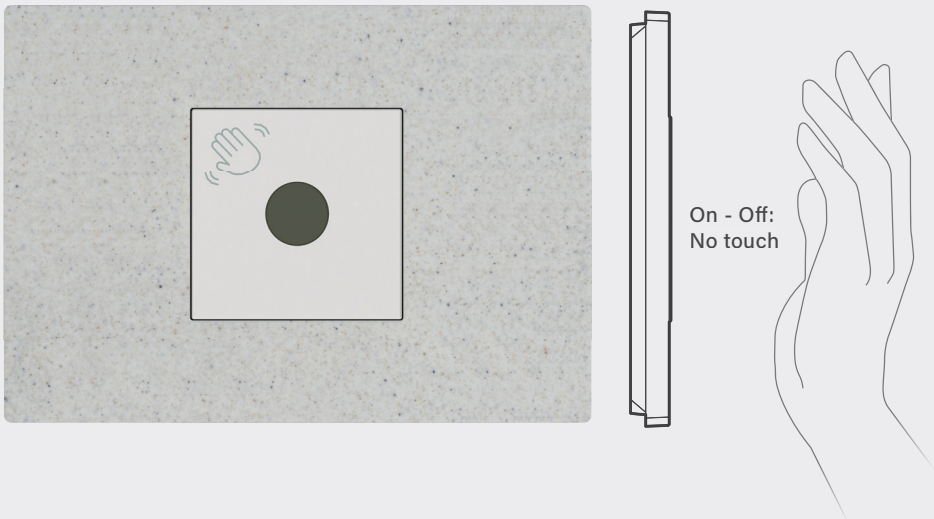

Touchless controls

With these new highly responsive controls, you only need to bring your hand close without touching the surface to turn on – off the light, ensuring high hygiene even for switches.

Light Now





Standard system

SECTION 1

Light Now

Switches, sockets and cover plates for the residential electrical system.



Type of system	Catalog section
Light Now standard system (Switches, sockets and cover plates for the residential electrical system)	**1**
Light Now with Netatmo (Connected controls for the smart home, which communicate via radio)	2 + 1
Light Now MyHOME (Connected controls for the smart home, which communicate via SCS BTicino bus)	3 + 1
Light Now KNX (Connected controls for the smart building, which communicate via KNX standard bus)	4 + 1

Light Now

basic control devices

YW4051A YG4051A YD4051A YW4051M2A YG4051M2A YD4051M2A YW4001A YD4001A YG4001M2A

Description	Color	Axial 1 module Item	Axial 2 modules Item	Rocker 1 module Item	Rocker 2 modules Item
1 way switch 1P 10 AX 250 V∿ automatic terminals	☐ White	YW4051A	YW4051M2A	YW4001A	YW4001M2A
	■ Stone	YG4051A	YG4051M2A	YG4001A	YG4001M2A
	■ Dark	YD4051A	YD4051M2A	YD4001A	YD4001M2A
	○ Neutral	Y4051A	Y4051M2A	Y4001A	
2 way switch 1P 10 AX 250 V∿ automatic terminals	☐ White	YW4053A	YW4053M2A	YW4003A	YW4003M2A
	■ Stone	YG4053A	YG4053M2A	YG4003A	YG4003M2A
	■ Dark	YD4053A	YD4053M2A	YD4003A	YD4003M2A
	○ Neutral	Y4053A	Y4053M2A	Y4003A	
4 way switch 1P 10 AX 250 V∿ screw & plate terminals	☐ White	YW4054	YW4054M2	YW4004	YW4004M2
	■ Stone	YG4054	YG4054M2	YG4004	YG4004M2
	■ Dark	YD4054	YD4054M2	YD4004	YD4004M2
	○ Neutral	Y4054	Y4054M2	Y4004	
		Y4054LW*	Y4054M2LW*		
		Y4054LB**	Y4054M2LB**		
Pushbutton 1P (NO) 10 A 250 V∿ automatic terminals	☐ White	YW4055A	YW4055M2A	YW4005A	YW4005M2A
	■ Stone	YG4055A	YG4055M2A	YG4005A	YG4005M2A
	■ Dark	YD4055A	YD4055M2A	YD4005A	YD4005M2A
	○ Neutral	Y4055A	Y4055M2A	Y4005A	

*** Supplied with WHITE LED with high luminous intensity for backlighting (the LED is not interchangeable)**
**** Supplied with BLUE LED with high luminous intensity for backlighting (the LED is not interchangeable)**

Note: neutral controls are supplied without key covers. They must be finished using the key covers listed in the following pages. The key covers of other controls may be replaced by those listed in the following pages.

LEDs for rocker control

LED Color	230 V ~	12/24 V ~
White	LN4742V230T	LN4742V12T
Blue	LN4742V230B	

LEDs for axial control

LED Color	230 V ~	12/24 V ~
White	LN4743/230T	LN4743/12T
Blue	Y4743V230B	Y4743V12B

Note: blue LED can be used to make traditional devices chromatically uniform to smart devices, which are equipped with a blue LED non-replaceable.

LED INSERTION

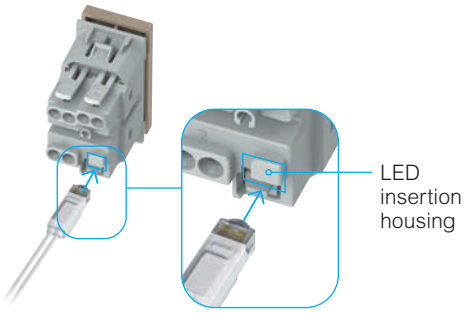

☐ **White** colour ■ **Stone** colour ■ **Dark** colour ○ Neutral item

Light Now

rocker and axial key covers

YW4915 YD4915 YW4915A YG4915D YD4915F YG4915DM2 YW4916A YD4916A YW4916P YG4916P

Lightable key covers

Description	Color	1 module	2 modules
		Item	Item
Rocker	☐ White	YW4915	YW4915M2
	■ Stone	YG4915	YG4915M2
	■ Dark	YD4915	YD4915M2
Axial	☐ White	YW4916	YW4916M2
	■ Stone	YG4916	YG4916M2
	■ Dark	YD4916	YD4916M2

Note: these key covers are suitable for installation on neutral control devices (supplied without key cover), or as replacement for the original key covers supplied.

Lightable key cover with symbol

Rocker		1 module	2 modules
Description	Color	Item	Item
Key cover with LAMP symbol	☐ White	YW4915A	YW4915AM2
	■ Stone	YG4915A	YG4915AM2
	■ Dark	YD4915A	YD4915AM2
Key cover with BELL symbol	☐ White	YW4915D	YW4915DM2
	■ Stone	YG4915D	YG4915DM2
	■ Dark	YD4915D	YD4915DM2
Key cover with KEY symbol	☐ White	YW4915F	YW4915FM2
	■ Stone	YG4915F	YG4915FM2
	■ Dark	YD4915F	YD4915FM2
Key cover with FAN symbol	☐ White	YW4915R	YW4915RM2
	■ Stone	YG4915R	YG4915RM2
	■ Dark	YD4915R	YD4915RM2
Key cover with BOYLER symbol	☐ White	YW4915S	YW4915SM2
	■ Stone	YG4915S	YG4915SM2
	■ Dark	YD4915S	YD4915SM2
Key cover with HEATER symbol	☐ White	YW4915P	YW4915PM2
	■ Stone	YG4915P	YG4915PM2
	■ Dark	YD4915P	YD4915PM2
Axial			
Key cover with LAMP symbol	☐ White	YW4916A	YW4916AM2
	■ Stone	YG4916A	YG4916AM2
	■ Dark	YD4916A	YD4916AM2
Key cover with BELL symbol	☐ White	YW4916D	YW4916DM2
	■ Stone	YG4916D	YG4916DM2
	■ Dark	YD4916D	YD4916DM2
Key cover with KEY symbol	☐ White	YW4916F	YW4916FM2
	■ Stone	YG4916F	YG4916FM2
	■ Dark	YD4916F	YD4916FM2
Key cover with FAN symbol	☐ White	YW4916R	YW4916RM2
	■ Stone	YG4916R	YG4916RM2
	■ Dark	YD4916R	YD4916RM2
Key cover with BOYLER symbol	☐ White	YW4916S	YW4916SM2
	■ Stone	YG4916S	YG4916SM2
	■ Dark	YD4916S	YD4916SM2
Key cover with HEATER symbol	☐ White	YW4916P	YW4916PM2
	■ Stone	YG4916P	YG4916PM2
	■ Dark	YD4916P	YD4916PM2

YW4002 YG4002 YD4002 YW4011 YG4011 YW4012 YG4012 YD4012 Y4040 YD4033

2P 1 way switches

Item	
☐ YW4002 ■ YG4002 ■ YD4002	2P 16 A 250 V∿ - lightable with led lamps LN4742V230T - LN4742V127T - LN4742V12T - 1 module.
☐ YW4011 ■ YG4011 ■ YD4011	2P 32 A 250 V∿ - 2 modules

Switches with key

☐ YW4012 ■ YG4012 ■ YD4012	1-way switch 2P 10 AX - 250 V∿ with key - the key can be taken out even in the off position - the keys are different - 1 module
☐ YW4022 ■ YG4022 ■ YD4022	2-way switch 10 AX - 250 V∿ with key - the key can be taken out even in the off position - the keys are different - 1 module

Pushbuttons

○ Y4040	1P (NO) 3A 250 V~ backlighting nameplate (the LED is not interchangeable) with integrated LED 250 V∿ 0,5 W white - 2 modules
☐ YW4034A ■ YG4034A ■ YD4034A	10 A 250 V∿opening pushbutton 1P NO/NC, lightable - automatic terminals - 1 module
☐ YW4033 ■ YG4033 ■ YD4033	Cord pushbutton 1P NO/NC 10 A 250 V∿ - cord length 1,8 m - 1 module
☐ YW4055AM2A	Axial Pushbutton 1P (NO) 10 A 250 VA - Key cover with LAMP symbol - automatic terminals - 2 modules
☐ YW4055DM2A	Axial Pushbutton 1P (NO) 10 A 250 VA - Key cover with BELL symbol - automatic terminals - 2 modules
☐ YW4005AM2A	Rocker Pushbutton 1P (NO) 10 A 250 VA - Key cover with LAMP symbol - automatic terminals - 2 modules
☐ YW4005DM2A	Rocker Pushbutton 1P (NO) 10 a 250 VA - Key cover with BELL symbol - automatic terminals - 2 modules

Key card switches

☐ YW4549M2 ■ YG4549M2 ■ YD4549M2	Badge-holder pocket for the power supply inside the hotel room - slot light with built-in lamp - 30 second switch-off delay - max. load 30 VA Power supply 230 V~ - 2 modules
☐ YW4549 ■ YG4549 ■ YD4549	Badge-holder pocket for the power supply inside the hotel room - slot light with built-in lamp - 30 second switch-off delay - max. load 30 VA Power supply 230 V~ - 3 modules
☐ YW4548M2 ■ YG4548M2 ■ YD4548M2	Badge-holder pocket for the power supply inside the hotel room with RFID technology recognition - slot light with built-in lamp - 30 second switch-off delay - power supply 230 V~ - 2 modules
☐ YW4548 ■ YG4548 ■ YD4548	Badge-holder pocket for the power supply inside the hotel room with RFID technology recognition - slot light with built-in lamp - 30 second switch-off delay - power supply 230 V~ - 3 modules

Hotel do not disturb / make up the room controls

Item	
☐ YW4027HN ■ YG4027HN ■ YD4027HN	Changeover switch 1P 10 AX 250 V~ for hotel room "do not disturb / make up the room" - not lightable - 1 module
○ Y4373	Flush light indicator unit signalling "do not disturb / make up the room", to be used with changeover switch for hotel room - power supply 127/230 V~ - 1 module

Touchless switches

☐ YW4003TL ■ YG4003TL ■ YD4003TL	Touchless switch for lighting. Allows to control light sources by simply passing the hand in front of the switch. Detection distance 6 cm LED indicator light, activated by default (can be switched off). Mechanism depth 20 mm, compatible with all types of flush-mounting boxes. 2 possibilities of cabling : • With neutral, 3 wires Accepted power by lamp type: - LEDs and CFL lamps: 200 W LED - Incandescent and halogen lamps: 200 W - LEDs, CFLs, halogen lamps, fluorescent tubes with ferromagnetic or electronic transformer: 200 VA • Without neutral, 2 wires Accepted power by lamp type: - LEDs and CFL lamps: 5 to 200 W LED - Incandescent and halogen lamps: 5 to 200 W - LEDs, CFLs, halogen lamps, fluorescent tubes with ferromagnetic or electronic transformer: 5 to 200 VA • 4 modes available: - 1-way switch mode: wiring with or without neutral - 2-way switch mode: wiring with neutral mandatory - Master/Slave mode: wiring with neutral mandatory, 3 slaves max. - Push-button mode: wiring with neutral mandatory, for controlling relays or a "with Netatmo" micromodule - 2 modules
☐ YW4005TL ■ YG4005TL ■ YD4005TL	Touchless switch for doors, electric and electromagnetic door locks. Allows to control door opening by simply passing the hand in front of the switch. Detection distance adjustable from 10 cm (default setting) to 30 cm LED indicator light, activated by default (can be switched off). Mechanism depth 25 mm, compatible with all types of flush-mounting boxes. Power supply 12 - 24 - 48 V= Available modes : - ON/OFF mode/pulse mode (by default mode) - NC/NO mode (by default mode) - 2 modules.

☐ **White** colour ■ **Stone** colour ■ **Dark** colour ○ Neutral item

Light Now

other control devices

Options for the installation of touchless switches for lighting Item YW/YG/YD4003TL

Wiring without neutral

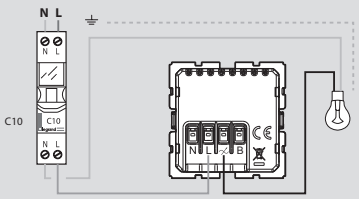

Wiring Line + Neutral

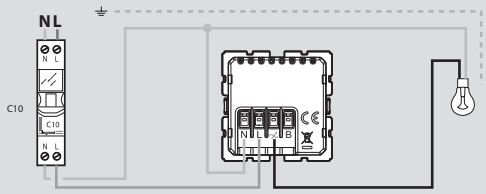

Wiring in NO mode

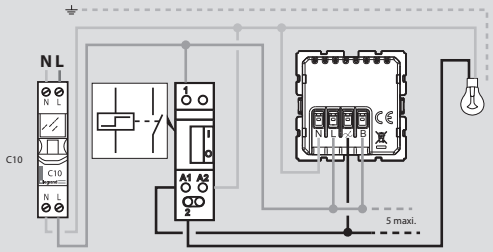

Wiring in master/slave mode

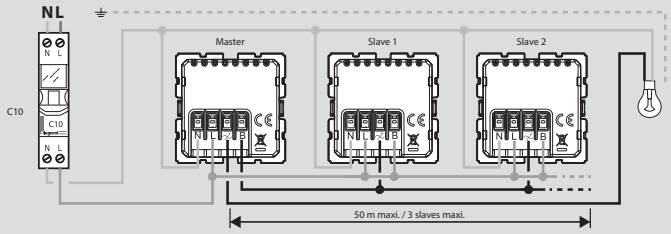

Wiring with micromodule

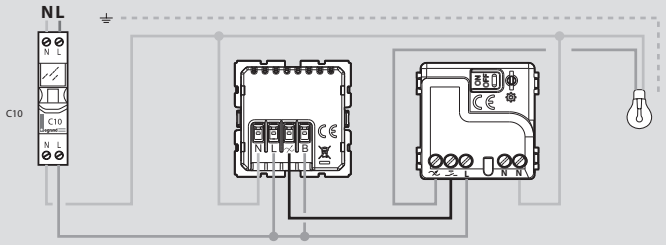

Installation of touchless switches for doors Item YW/YG/YD4005TL

Wiring diagram

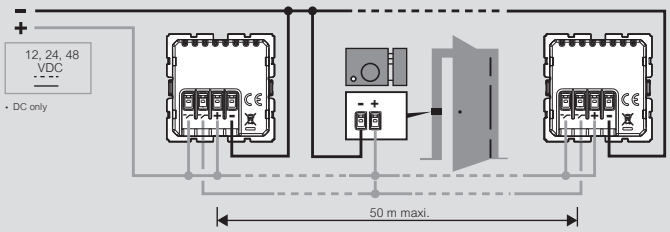

Light Now

control for shutters and fans

YW4027N YG4027N YD4027N YW4037N YG4037N YD4037N YW4036 YG4036 YD4017

Changeover switch

Item	
☐ YW4027N ■ YG4027N ■ YD4027N	Changeover switch 1P 10 AX - 250 V∿ 1-0-2 - not lightable - 1 module
☐ YW4027NM2 ■ YG4027NM2 ■ YD4027NM2	Changeover switch 1P 10 AX - 250 V∿ 1-0-2 - not lightable - 2 modules

Double pushbuttons

☐ YW4037N ■ YG4037N ■ YD4037N	Double pushbutton with interlock with UP and DOWN symbol 1P NO + 1P NO 10 A 250 V∿ - not lightable - 1 module
☐ YW4037NM2 ■ YG4037NM2 ■ YD4037NM2	Double pushbutton with interlock with UP and DOWN symbol 1P NO + 1P NO 10 A 250 V∿ - not lightable - 2 modules
☐ YW4036 ■ YG4036 ■ YD4036	Double pushbutton 1P NO + 1P NO 10 A 250 V~ - not lightable - 1 module

Fan controller

Item	
☐ YW4017 ■ YG4017 ■ YD4017	Fan controler 4 positions 0-1-2-3 - 2 module

☐ **White** colour ■ **Stone** colour ■ **Dark** colour ○ Neutral item

Light Now

dimmers

YW4418

YG4418

YG4418M2

YW4419M2

YD4419M2

YW4410

YW4417

YG4417

Item	Dimmers
☐ YW4418 ■ YG4418 ■ YD4418	Universal Pushbutton Dimmer - with neutral, 3 wires. Can be associated with one or several push-buttons (non illuminated type). Each push-button able to perform the On/Off and dimming function. Memory level function: Lights come on again at the same lighting level as before they were last switch-off. Lower and upper thresholds setting. Indicator/locator function. For all types of lamps : - Dimmable LEDs and CFLs : 0 to 150 W (15 lamps max.) - Halogen, incandescent 230 V~ : 0 to 150 W - Halogen with ferromagnetic or electronic transformer : 0 to 150 VA. Depth 35 mm (with neutral). Standby consumption < 5 mW. - 1 module
☐ YW4418M2 ■ YG4418M2 ■ YD4418M2	As above - 2 modules
☐ YW4419M2 ■ YG4419M2 ■ YD4419M2	As above - 2 wires - 2 modules

Item	Dimmers
☐ YW4410 ■ YG4410 ■ YD4410	Pushbutton dimmer output 0 - 10 V for ballast - 100 ÷ 240 V~ 50 ÷ 60 Hz - 2 modules
☐ YW4417 ■ YG4417 ■ YD4417	Dimmer for (LEDs) DALI ballasts and drivers. For controlling max. 21 RGB (Red/Green/Blue) luminaires - 2 modules

	Type	Ergonomic	Item	Current range	Incandescent and halogen	Halogen with electronic transformer	Compact fluorescent	Led lamp	Led DALI ballast	Fluorescent with 0-10 V ballast
	Universal push neutral 1 mod.	Push	YW4418 YG4418 YD4418	240 V 100 V	150 W 75 W	150 W 75 W	150 W 75 W	150 W 75 W		
	Universal push neutral 2 mod.	Push	YW4418M2 YG4418M2 YD4418M2	240 V 100 V	150 W 75 W	150 W 75 W	150 W 75 W	150 W 75 W		
	Universal push without neutral 2 mod.	Push	YW4419M2 YG4419M2 YD4419M2	240 V 100 V	125 V 75 V	125 V 75 V	125 V 75 V	125 V 75 V		
	Ballast 2 mod.	Push	YW4410 YG4410 YD4410	240 V 100 V						600 W 300 W
	DALI 2 mod.	Push	YW4417 YG4417 YD4417	240 V 100 V					OK	

☐ **White** colour ■ **Stone** colour ■ **Dark** colour ○ Neutral item

Light Now

thermostats and IR Switches

YD4441

YW4430N

YG4430N

YD4430N

YW4432N

YG4432N

YD4432N

Thermostat

Item	
☐ YW4441 ■ YG4441 ■ YD4441	Electronic room thermostat – relay output with 1 contact in switching: 8 A - 250 V~ μ cos ϕ = 1 / 2 A - 250 V~ μ cos ϕ = 0,6 - Frequency: 50/60 Hz - 230 V~ power supply - 2 modules

IR switches

Item	
☐ YW4431 ■ YG4431 ■ YD4431	Switch with passive infrared ray movement sensor, suitable for all types of load including LED lamps - 3 wires – variable-threshold twilight circuit with possibility of exclusion – timing circuit to delay switching off adjustable from 30 seconds to 10 minutes - 230 V~ power supply - 1 module
☐ YW4432N ■ YG4432N ■ YD4432N	Switch with passive infrared ray movement sensor, suitable for all types of load including LED lamps - 2 wires – variable-threshold twilight circuit with possibility of exclusion – timing circuit to delay switching off adjustable from 5 seconds to 10 minutes - 230 V~ power supply - Standby consumption < 0,01W. Detection field 170°. Detection range 8m. Light level threshold setting from 5 to 1275 lux. 4 levels of sensitivity setting. Accepted power by lamp type : - LEDs, CFLs : 2 to 100W LED - Halogens, incandescent : 2 to 150W - LEDs, CFLs, Halogen, fluo tube with ferromagnetic or electronic transformer: 2 to 150VA. If several sensors are installed on the same circuit, the minimum load changes: refer to the technical sheet. Possibility to install up to 3 sensors in parallel. - 2 modules.
☐ YW4432SN ■ YG4432SN ■ YD4432SN	Switch with passive infrared ray movement sensor, suitable for all types of load including LED lamps - 2 wires – variable-threshold twilight circuit with possibility of exclusion – timing circuit to delay switching off adjustable from 5 seconds to 10 minutes - 230 V~ power supply - Standby consumption < 0,01W. Provided with a selector switch to change the operating mode (ON-AUTO-OFF) Detection field 170° Detection range 8m Light level threshold setting from 5 to 1275 lux. 4 levels of sensitivity setting. Accepted power by lamp type : - LEDs, CFLs : 2 to 100W LED - Halogens, incandescent : 2 to 150W - LEDs, CFLs, Halogen, fluo tube with ferromagnetic or electronic transformer: 2 to 150VA. If several sensors are installed on the same circuit, the minimum load changes: refer to the technical sheet. Possibility to install up to 3 sensors in parallel. - 2 modules.
☐ YW4430N ■ YG4430N ■ YD4430N	Switch with passive infrared ray movement sensor, suitable for all types of load including LED lamps - 3 wires – variable-threshold twilight circuit with possibility of exclusion – timing circuit to delay switching off adjustable from 5 seconds to 10 minutes - 230 V~ power supply - Standby consumption < 0,015W. Master/Slave function available (10 slaves max. for 1 master) Detection field 170°. Detection range 8m. Light level threshold setting from 5 to 1275 lux. 4 levels of sensitivity setting. Accepted power by lamp type : LEDs, CFLs : 0 to 500W LED Halogens, incandescent : 0 to 2000W LEDs, CFLs, Halogen, fluo tube with ferromagnetic or electronic transformer: 0 to 1000VA. - 2 modules

☐ **White** colour ■ **Stone** colour ■ **Dark** colour ○ Neutral item

Light Now

socket outlets

YW4141

YG4141

YD4141

Y4141R

YW4142AF

YD4142AF

YG4142M2AF

German standard

Item	
☐ YW4141 ■ YG4141 ■ YD4141	2P+E 16 A 250 V~ socket with earth side contacts - shielded tulip contacts - with screw terminals - 2 modules
■ Y4141R	As above - red color
■ Y4141G	As above - green color
☐ YW4141G ■ YG4141G ■ YD4141G	2P+E 16 A 250 V~ socket with earth side contacts - shielded tulip contacts - with screw terminals - 2 modules - for Greece
■ Y4141GR	As above - red color
■ Y4141GG	As above - green color
☐ YW4141P ■ YG4141P ■ YD4141P	2P+E 16 A 250 V~ socket with earth side contacts - shielded tulip contacts - with screw terminals - with flap - 2 modules
☐ YW4141PG ■ YG4141PG ■ YD4141PG	2P+E 16 A 250 V~ socket with earth side contacts - shielded tulip contacts - with screw terminals - with flap - 2 modules - for Greece

French standard - flat

Item	
☐ YW4142AF ■ YG4142AF ■ YD4142AF	When the plug is inserted the socket surface slides inside the casing; it returns to its initial position when the plug is taken out. 2 P+E 16 A 250 Va.c. - automatic clamps - shielded tulip - 2 module
■ Y4142AFR	As above - red color
☐ YW4142AFP ■ YG4142AFP ■ YD4142AFP	When the plug is inserted the socket surface slides inside the casing; it returns to its initial position when the plug is taken out. 2P+E 16 A 250 V~ socket - shielded tulip contacts – with flap - automatic clamps - 2 modules
☐ YW4142M2AF ■ YG4142M2AF ■ YD4142M2AF	When the plug is inserted the socket surface slides inside the casing; it returns to its initial position when the plug is taken out. 2 x 2P+E 16 A 250 V~ socket - shielded tulip contacts - automatic clamps - duplex 4 modules
☐ YW4142M3AF ■ YG4142M3AF ■ YD4142M3AF	When the plug is inserted the socket surface slides inside the casing; it returns to its initial position when the plug is taken out. 3 x 2P+E 16 A 250 V~ socket - shielded tulip contacts - automatic clamps - triplex 6 modules

French standard to be completed with front cover

○ Y4142AF	2P+E 16 A 250 V~ socket - shielded tulip contacts - automatic clamps - neutral finish to be completed with front cover YW4942AF, YG4942AF, YD4942AF - 2 modules
○ Y4142M2AF	As above - 2 x 2P+E 16 A 250 V~ socket - neutral finish to be completed with front cover YW4942AF, YG4942AF, YD4942AF - duplex 4 modules
○ Y4142M3AF	As above - 3 x 2P+E 16 A 250 V~ socket - neutral finish to be completed with front cover YW4942AF, YG4942AF, YD4942AF - triplex 6 modules

Cover for French standard socket outlets

☐ YW4942AF ■ YG4942AF ■ YD4942AF	Cover for items Y4142AF, Y4142M2AF and Y4142M3AF - Flat

☐ **White** colour ■ **Stone** colour ■ **Dark** colour ○ Neutral item

Light Now

socket outlets

YW4113

YG4113

YD4113

Y4113O

YW4180

YG4180

Y4180R

Y4180G

YG4140A16F

Y4140A16FR

Italian Standard P11 socket outlets

Item	
☐ YW4113 ■ YG4113 ■ YD4113	2P+E 10 A 250 V~ socket - centre distance 19 mm - shielded tulip contacts Ø 4 mm - 1 module
■ Y4113R	As above - red color
■ Y4113G	As above - green color
■ Y4113O	As above - orange color

Italian Standard P17/11 socket outlets

☐ YW4180 ■ YG4180 ■ YD4180	2P+E 16 A 250 V~ socket - centre distance 19 mm and 26 mm - shielded tulip contacts - for plugs 2 P and 2 P+E 10 and 16 A Italian standard - 1 module
■ Y4180R	As above - red color
■ Y4180G	As above - green color
■ Y4180O	As above - orange color

Italian Standard P40 socket outlets - flat

Item	
☐ YW4140A16F ■ YG4140A16F ■ YD4140A16F	When the plug is inserted the socket surface slides inside the casing; it returns to its initial position when the plug is taken out. Socket 2 P+E 16 A 250 V~ - 19 and 26 mm centre distance in 2-centre configuration - protected tulip contacts; side earth contact for German standard plugs; suitable for: Italian standard plugs 2P and 2 P+E 10/16 A, and 16A, German standard plugs 2P+E 16 A. - 2 modules
■ Y4140A16FR	As above - red color
■ Y4140A16FG	As above - green color
■ Y4140A16FO	As above - orange color

☐ **White** colour ■ **Stone** colour ■ **Dark** colour ○ Neutral item

Light Now

socket outlets

YW4150

YG4150

YD4150

YW4164T13

YG4164T13

YD4164T13

YD44126

British standard

Item
☐ YW4150 ■ YG4150 ■ YD4150

2 P+E 13 A 250 V~
- 2 modules

Swiss standard

☐ YW4164T13 ■ YG4164T13 ■ YD4164T13
☐ YW4164T23 ■ YG4164T23 ■ YD4164T23

2 P+E 10 A 250 V~ socket
- 2 modules

2 P+E 16 A 250 V~ socket
- 2 modules

Israeli standard

☐ YW4183 ■ YG4183 ■ YD4183

2 P+E 10/16 A 250 V~ socket
- 2 modules

European/american standard

Item
☐ YW4126 ■ YG4126 ■ YD4126
☐ YW4185 ■ YG4185 ■ YD4185

2 P+E 16 A 127/250 V~ universal duplex socket - Ø 5 mm shielded tulip contacts
- 2 modules

2 P+E 16 A 127/250 V~ universal duplex socket - shielded tulip contacts
- 3 modules

Shaver socket

☐ YW4177 ■ YG4177 ■ YD4177

Shaver socket with insulation transformer - input voltage 230 V~ 50/60 Hz - output voltage 115/230 V~ 20 VA.
- 3 modules

☐ **White** colour ■ **Stone** colour ■ **Dark** colour ○ Neutral item

Light Now

USB chargers and USB chargers with socket outlet

YG4191A

YW4192C

YW4191AA

YW4293CC

YD4294C

YG4395CC

YW4141USB

YG4141USB

YD4141USB

Item	USB chargers
☐ YW4191A ■ YG4191A ■ YD4191A	Single USB sockets - 1 x Type-A - 5 V= - 3 A - 15 W. For charging of smartphones, tablets and powerbanks. Consumption in passive mode < 0.1 W - compact format for space gain - 1 module
☐ YW4192C ■ YG4192C ■ YD4192C	Single USB sockets - 1 x Type-C 20 W. For fast charging of smartphones, tablets, powerbanks. Fast charge feature: Power Delivery. Consumption in passive mode < 0.05 W - compact format for space gain - 1 module
☐ YW4191AA ■ YG4191AA ■ YD4191AA	Double USB sockets - 2 x Type-A - 5 V= - 3 A - 15 W. For fast charging of smartphones, tablets, powerbanks. For charging up to two portable devices. Consumption in passive mode < 0.05 W - compact format for space gain - 1 module
☐ YW4191AC ■ YG4191AC ■ YD4191AC	Double USB sockets - Type-A + Type-C - 5 V= - 3 A - 15 W. For fast charging of smartphones, tablets, powerbanks. For charging up to two portable devices. Consumption in passive mode < 0.05 W - compact format for space gain - 1 module
☐ YW4191CC ■ YG4191CC ■ YD4191CC	Double USB sockets - 2 x Type-C - 5 V= - 3 A - 15 W. For fast charging of smartphones, tablets, powerbanks. For charging up to two portable devices. Consumption in passive mode < 0.05 W - compact format for space gain - 1 module
☐ YW4293CC ■ YG4293CC ■ YD4293CC	Double USB socket - 2 x Type-C 30W. Fast charging suitable for laptops, tablets smartphones and powerbanks. For charging up to two portable devices. Fast charge feature: Power Delivery. Consumption in passive mode < 0,1 W - 2 modules
☐ YW4294C ■ YG4294C ■ YD4294C	Single USB sockets - 1 x Type-C 45W For fast charging of smartphones, tablets, powerbanks. Fast charge feature: Power Delivery. Consumption in passive mode < 0,1 W - 2 modules
☐ YW4395CC ■ YG4395CC ■ YD4395CC	Double USB sockets - 2 x Type-C 63 W. For fast charging of laptops, smartphones, tables, powerbanks. Fast charge feature: Power Delivery. Consumption in passive mode < 0,1 W Automatic terminals - 3 modules

Item	USB chargers
☐ YW4286C2 ■ YG4286C2 ■ YD4286C2	Double USB sockets - 2 x Type-C - 15 W. For charging of smartphones, tablets, powerbanks. For charging up to two portable devices. - 2 module
☐ YW4287C2 ■ YG4287C2 ■ YD4287C2	Double USB sockets - 2 x Type-A + Type-C - 15 W. For fast charging of smartphones, tablets, powerbanks. For charging up to two portable devices. - 2 module

Item	USB chargers with socket outlet
☐ YW4141USB ■ YG4141USB ■ YD4141USB	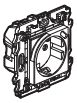 German standard electric socket with integrated USB charger. Socket 2 P+E 16 A 250 V~ - protected tulip contacts - side earth contact. 5 Vdc type C USB charger for charging electronic devices up to 1,500 mA. Integrated with a 2-module support, it can be installed instead of an existing socket in a 40 mm deep box. Screw fixing and connection using automatic clamps.
☐ YW4142USB ■ YG4142USB ■ YD4142USB	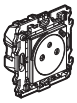 French standard electric socket with integrated USB charger. Socket 2 P+E 16 A 250 V~ - protected tulip contacts - side earth contact. 5 Vdc type C USB charger for charging electronic devices up to 1,500 mA. Integrated with a 2-module support, it can be installed instead of an existing socket in a 40 mm deep box. Screw fixing and connection using automatic clamps.

☐ **White** colour ■ **Stone** colour ■ **Dark** colour ○ Neutral item

Light Now

USB chargers selection table

	Single port	Double port			Single port	Double port	Single port	Double port
	Tipo A	Tipo A+A	Tipo A+C	Tipo C+C	Tipo C	Tipo C+C	Tipo C 45 W	Tipo C+C 63 W
Max Power per 1 device	15 W	15 W			20 W	30 W	45 W	63 W
Power Delivery 3.0	NO	NO			YES	YES	YES	YES
Quick Charge 3.0	NO	NO			YES	YES	YES	YES
Items	☐ YW4191A ■ YG4191A ■ YD4191A	☐ YW4191AA ■ YG4191AA ■ YD4191AA	☐ YW4191AC ■ YG4191AC ■ YD4191AC	☐ YW4191CC ■ YG4191CC ■ YD4191CC	☐ YW4192C ■ YG4192C ■ YD4192C	☐ YW4293CC ■ YG4293CC ■ YD4293CC	☐ YW4294C ■ YG4294C ■ YD4294C	☐ YW4395CC ■ YG4395CC ■ YD4395CC

	Double port		Single port with socket outlet	
	Type C+C	Type A+C	Type C	Type C
Max Power per 1 device	15 W	15 W	7,5 W	7,5 W
Power Delivery 3.0	NO	NO	NO	NO
Quick Charge 3.0	NO	NO	NO	NO
Items	☐ YW4286C2 ■ YG4286C2 ■ YD4286C2	☐ YW4287C2 ■ YG4287C2 ■ YD4287C2	☐ YW4141USB ■ YG4141USB ■ YD4141USB	☐ YW4142USB ■ YG4142USB ■ YD4142USB

YG4202F YW4202F YW4217M2D YG4217M2D YD4217M2D YW4210M2D YG4210M2D YD4210M2D 75RTN

TV socket 1 module

Item	
☐ YW4202D ■ YG4202D ■ YD4202D	Direct coaxial socket for single-user aerial systems, including central remote powered systems and single-user central satellite systems with current and signal transfer for the selection of the channels - shielded connection clamps with captive screws - Diam. 9.5 mm - male connector - 1 module
☐ YW4202P14 ■ YG4202P14 ■ YD4202P14	Passthrough coaxial socket, -14 dB attenuation, for centralised aerial systems, including central remote powered systems and centralised satellite systems with current and signal transfer for the selection of the channels - shielded connection clamps with captive screws - Diam. 9.5 mm - male connector - 1 module
☐ YW4202P10 ■ YG4202P10 ■ YD4202P10	Terminal passthrough coaxial socket, 10dB attenuation, for centralised aerial systems, including central remote powered systems and centralised satellite systems with current and signal transfer for the selection of the channels; shielded connection clamps with captive screws - Diam. 9.5 mm - male connector - 75 Ω incorporated impedance final adapter - 1 module
☐ YW4202F ■ YG4202F ■ YD4202F	Type F TV coaxial connector - impedance 75 ohm - screw hook - 1 module
☐ YW4214D ■ YG4214D ■ YD4214D	Direct demixed coaxial socket for single-user aerial systems, also remote powered and shunting centralised and for singleuser / shunting centralised satellite systems with current and signal transfer for the selection of the channels; Ø 9.5 mm male TV connector - type F SAT connector - 1 module

Plug

○ S2133	Mobile TV plug and jack - Ø 9.5 mm - white - for TV + SAT jacks

End-resistance

○ 75RTN	End-resistance for TV 75 ohm

TV socket 2 modules

Item	
☐ YW4202M2D ■ YG4202M2D ■ YD4202M2D	Direct coaxial socket for single-user aerial systems, including central remote powered systems and single-user central satellite systems with current and signal transfer for the selection of the channels - shielded connection clamps with captive screws - Diam. 9.5 mm - male connector - 2 module
☐ YW4210M2D ■ YG4210M2D ■ YD4210M2D	Star demixed TV-R-SAT sockets for DVB-T, cablecast and satellite installation UHD TV, 4GLTE compatible. For distribution of TV & Radio signals. Recommended coaxial cable: 17 VATC - Meet EN 50083 and EN 50083-2 European directive. TV male connector (Ø 9.5 mm) - R female connector (Ø 9.5 mm) - SAT F type connector - TV: 5 - 68/320 - 862 MHz; R: 87.5 - 240 MHz; - SAT: 950 - 2400 MHz - attenuation 1.5 dB - 2 modules
☐ YW4217M2D ■ YG4217M2D ■ YD4217M2D	Star demixed TV-SAT sockets for DVB-T, cablecast and satellite installation UHD TV, 4GLTE compatible. For distribution of TV & Radio signals. Recommended coaxial cable: 17 VATC - Meet EN 50083 and EN 50083-2 European directive. TV male connector (Ø 9.5 mm) - SAT F type connector - TV: 5-68/120-862 MHz; R: 87.5 - 108 MHz; - SAT: 950-2400 MHz - attenuation 1.5 dB - 2 modules
☐ YW4217M2P10 ■ YG4217M2P10 ■ YD4217M2P10	Terminal demixed TV-SAT sockets for DVB-T, cablecast and satellite installation UHD TV, 4GLTE compatible. For distribution of TV & Radio signals. Meet EN 50083 and EN 50083-2 European directive - TV male connector (Ø 9.5 mm) - SAT F type connector - TV: 5-68/120-862 MHz; R: 87.5 - 108 MHz; - SAT: 950-2400 MHz - attenuation 10 dB - 2 modules
☐ YW4217M2P14 ■ YG4217M2P14 ■ YD4217M2P14	Passthrough demixed TV-SAT sockets for DVB-T, cablecast and satellite installation UHD TV, 4GLTE compatible. For distribution of TV & Radio signals. Meet EN 50083 and EN 50083-2 European directive - TV male connector (Ø 9.5 mm) - SAT F type connector - TV: 5-68/120-862 MHz; R: 87.5 - 108 MHz; - SAT: 950-2400 MHz - attenuation 14 dB - 2 modules
☐ YW4207 ■ YG4207 ■ YD4207	cover TV-R-SAT - 2 modules

☐ **White** colour ■ **Stone** colour ■ **Dark** colour ○ Neutral item

Light Now

RJ, data, audio and video connectors

YW4238

YG4238

YD4238

YW4279C5E

YG4279C5E

YW4285P

YW4268SC

YG4268SC

YW4268LC

RJ11 Connectors

Item		Tipo of connector	N° Of pair	For plug item	Type of connection
□ YW4258RJ11 ■ YG4258RJ11 ■ YD4258RJ11		RJ11	2	2841/2	K10
□ YW4238 ■ YG4238 ■ YD4238		telephone socket - Israeli standard without shutter - 1 module			

RJ45 connectors

		Tipo of connector	N° Of pair	For plug item	Type of connection
□ YW4279C5E ■ YG4279C5E ■ YD4279C5E		RJ45	5E	UTP	Toolless IDC
□ YW4279C6 ■ YG4279C6 ■ YD4279C6		RJ45	6	UTP	Toolless IDC
□ YW4279C6A ■ YG4279C6A ■ YD4279C6A		RJ45	6A	UTP	Toolless IDC
□ YW4279C6S ■ YG4279C6S ■ YD4279C6S		RJ45	6	STP	Toolless IDC
□ YW4279C6AS ■ YG4279C6AS ■ YD4279C6AS		RJ45	6A	STP	Toolless IDC

Audio video connectors

Item	
□ YW4269R ■ YG4269R ■ YD4269R	Double RCA connector - red and yellow collars - pre-connected - 1 module
□ YW4280 ■ YG4280 ■ YD4280	Connector jack 3.5 - 1 module
□ YW4294 ■ YG4294 ■ YD4294	Connector for speakers home cinema - 1 module
□ YW4284P ■ YG4284P ■ YD4284P	Pre-connected HDMI 2.0 connector - 1 module
□ YW4285P ■ YG4285P ■ YD4285P	Pre-connected type A USB connector - 1 module

Connectors for optical fiber connections

□ YW4268LC ■ YG4268LC ■ YD4268LC	Coupling connector for optical fiber - LC cable socket - duplex - 1 module
□ YW4268ST ■ YG4268ST ■ YD4268ST	Coupling connector for fiber optic cable - ST termination - duplex - 1 module
□ YW4268SC ■ YG4268SC ■ YD4268SC	Coupling connector for fiber optic cable - SC termination - duplex - 1 module

□ **White** colour ■ **Stone** colour ■ **Dark** colour ○ Neutral item

Light Now

audible and luminous signalling devices - Lighting

YW4351V12 YG4351V12 YD4351V12 YW4356V12 YG4356V12 YG4382 Y4370V230 YW4382IR J4383

Item	Bells
☐ YW4351V12 ■ YG4351V12 ■ YD4351V12 ☐ YW4351V230 ■ YG4351V230 ■ YD4351V230	bronze bell 12 V~ - 5 VA - 80 dB - 1 module bronze bell 230 V~ - 8 VA - 80 dB - 1 module
☐ YW4356V12 ■ YG4356V12 ■ YD4356V12 ☐ YW4356V230 ■ YG4356V230 ■ YD4356V230	**Buzzers** Buzzer 12 V~ - 5VA - 80 dB - 1 module Buzzer 230 V~ - 5VA - 80 dB - 1 module
○ Y4370V12 ○ Y4370V230	**Flush light indicator unit** Power supply 12/24 V~/c.c. - red, green, blue, white colour - 2 modules Power supply 127/230 V~ - red, green, blue, white colour -2 modules

Bulkhead light indicator for off-door signalling and lamp holders. One product for four different colours.

Example with lamp holder item Y4370V230 or item Y4370V12



Choose the product according to the operating voltage and set it with the light colour you need.

Wiring diagram

Y4370V230 and Y4387V230

Note: for 12/24 V powered versions use a suitable transformer

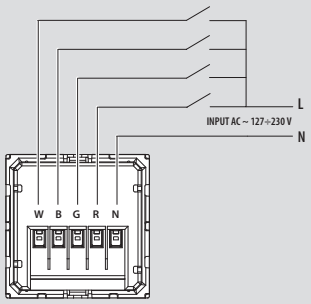

Item	Lighting
☐ YW4362 ■ YG4362 ■ YD4362	Reading lamp dimmable - installing the head of the bed allowing you to have a directional light. It is equipped with a flexible arm (lenght 31 cm) that allows you to orient the illuminating ends. The light intensity can be dimmed by pressing and holding the On / Off integrated command. It can also be connected to a remote control and, if necessary, you can disable the built-in command with a 30 sec pressure - LED light - Consumption 3 W - Luminous Flux 110 lumens (equivalent to 15 W incandescent) - Duration 40.000 hours - 1 module (recessed)
☐ YW4382 ■ YG4382 ■ YD4382	Step marker lamps with white light LEDs - 127/230 V~ - on-off switch - 0.15-0.5 W - 2 modules
☐ YW4382IR ■ YG4382IR ■ YD4382IR	Step marker light + IR sensor, with white light LED and ON-OFF switch - 230 V~ 0,5 W - 2 modules
○ Y4380	Removable and rechargeable torch with automatic switching on device - it lights up automatically when there is a power cut - push&pull pull-out system complete with recharge base- white light LED with high luminous efficiency - ON/ OFF switch and SPOT pushbutton to increase the brightness when necessary - interchangeable Ni-MH batteries without "memory" effect - 2 hour life - low consumption in stand-by 0.4 W - 230 V~ power supply - 2 modules
○ 4380NB	Spare battery for removable led lamp
○ Y4381	LED safety lamp with automatic operation when there is a power cut. 230 V~ 50/60 Hz - power consumption 2.5 VA (0.1 W) - rechargeable non-replaceable NiMH 3.6 V 140 mAh battery - complete charge in 48 hours - life 2 hours - maximum cable section 1 x 1.5 mm² - light intensity 2400 mcd - angle of emission 120° - not pull-out - 1 module
○ J4383	Emergency LED light with automatic activation in case of power cut. LED voltage presence signaling. Rechargeable and replaceable Lithium LiFePO4 3,2 V 1,5 Ah battery. Preset autonomy of 1 hour (98 lumen) can be set to 3 hours (70 lumens) via special jumper. Complete charge in 24 hours. Power supply 230 V~, power consumption 1.8 W - monoblock stand alone - 3 modules

☐ **White** colour ■ **Stone** colour ■ **Dark** colour ○ Neutral item

Light Now

electrical safety devices and fuse carriers

YW4301A10

YD4301A16

YG4305A16

YW4950

YG4950

Automatic thermal magnetic circuit breakers

Item		Type	In	Vn	Breaking powers
☐ YW4301A10 ■ YG4301A10 ■ YD4301A10		Two-pole	10A	230 V~	1500 A 230 V~
☐ YW4301A16 ■ YG4301A16 ■ YD4301A16		Two-pole	16A	230 V~	1500 A 230 V~

Automatic earth-leakage circuit breakers

Item		In	Vn	Breaking powers	IΔn
☐ YW4305A10 ■ YG4305A10 ■ YD4305A10		10A	230 V~	1500 A 230 V~	10 mA
☐ YW4305A16 ■ YG4305A16 ■ YD4305A16		16A	230 V~	1500 A 230 V~	10 mA
☐ YW4306A10 ■ YG4306A10 ■ YD4306A10		10A	230 V~	1500 A 230 V~	30 mA
☐ YW4306A16 ■ YG4306A16 ■ YD4306A16		16A	230 V~	1500 A 230 V~	30 mA

Fuse carrier

☐ YW4321
■ YG4321
■ YD4321

Fuse-carrier for 5 x 20 and 6.3 x 32 fuse
- max. 10 A 250 V~
- 1 module

blank plates

YW4950M2

YG4950M2

YD4950M2

J4949

Blank plates

Item	
☐ YW4950 ■ YG4950 ■ YD4950	Blank plate - 1 module
☐ YW4950M2 ■ YG4950M2 ■ YD4950M2	Blank plate - 2 modules
☐ YW4953 ■ YG4953 ■ YD4953	Simple output ø 9.5 mm - 1 module
☐ YW4953M2 ■ YG4953M2 ■ YD4953M2	Simple output ø 9.5 mm - 2 modules
○ J4949	Technic blank plate - 1/2 module To be used when installing a 2 module centred cover plates on 3 module supporting frame

☐ **White** colour ■ **Stone** colour ■ **Dark** colour ○ Neutral item

Light Now - 3 modules area installation system

cover plates installation

SELECTION TABLE

Flush-mounting boxes - masonry	 503E (108x74x53.5 mm)		504E (133x74x53.5 mm)	 506L (183.5x90x53.5 mm)
Flush- mounting boxes - plasterboard	PB503N (110x71x52 mm)		PB504N (132.5x71x52 mm)	PB506N (183x71x52 mm)
Surface mounting boxes	503BI	503BP	504BI	
Supporting frames	 Y4719 (screws)	Y4703 (screws)	Y4704 (screws)	 Y4707 (screws)
N° modules	2 modules (*)	3 modules	4 modules	7 modules
Cover plates	YA4819..	YA4803..	YA4804..	YA4807..

(*) The 3-module supporting frame item Y4703 can also be used to mount the 2-module centred cover plate item YA4819..
In this case, for the composition, it is necessary to use two "half module blank plate" item **J4949** mounted on the right and left sides of the supporting frame.

Light Now - 2 modules area installation system (center distance 71 mm)

cover plates installation

SELECTION TABLE

Flush-mounting boxes - masonry	500 (Ø 60x44 mm)					502E (70x70x50)		502E (70x70x50)	
Flush- mounting boxes - plasterboard						PB502N (Ø 71x50.5 mm)		PB502N (Ø 71x50.5 mm)	
Surface mounting boxes						502BI		502BI	
Supporting frames	Y4702G (clips)	Y4702G (clips)	Y4702GTR (clips)			Y4702B (screws)	Y4702BS (screws)	Y4702 (screws)	Y4719 (screws)
N° modules 71 mm	2 modules	2 modules	2 + 2 modules			2 + 2 + 2 modules		2 + 2 +2 + 2 modules	
Cover plates 71 mm	YA4802..	YA4819..	YA4802M2..			YA4802M3..		YA4802M4..	

Light Now - 2 modules belgian installation system

cover plates installation

Boxes		
Supporting frames	Y4702B or Y4702BS (fixing with screws)	
N° modules 57 mm	2 + 2 modules	2 + 2 + 2 modules
Cover plates 57 mm	YA4832M2..	YA4832M3..

Light Now

cover plate finishing 3 modules area

CIRCULAR

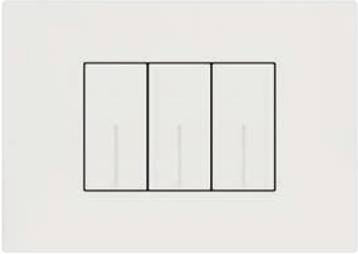

WHITE - **WW**

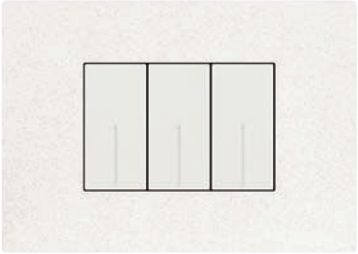

WHITE FIBER - **WV**



WHITE MICA - **WM**

STONE



STONE - **GG**



SAND STONE - **GS**



MOKA STONE - **GM**

PATINA



DARK - **DD**



DARK GREY - **DS**



DARK GREEN - **DG**

3 MODULES AREA INSTALLATION STANDARD

Finish	2 modules	2 centered modules	3 modules	4 modules	7 modules
CIRCULAR					
WHITE	YA4802WW	YA4819WW	YA4803WW	YA4804WW	YA4807WW
WHITE FIBER	YA4802WV	YA4819WV	YA4803WV	YA4804WV	YA4807WV
WHITE MICA	YA4802WM	YA4819WM	YA4803WM	YA4804WM	YA4807WM
STONE					
STONE	YA4802GG	YA4819GG	YA4803GG	YA4804GG	YA4807GG
SAND STONE	YA4802GS	YA4819GS	YA4803GS	YA4804GS	YA4807GS
MOKA STONE	YA4802GM	YA4819GM	YA4803GM	YA4804GM	YA4807GM
PATINA					
DARK	YA4802DD	YA4819DD	YA4803DD	YA4804DD	YA4807DD
DARK GREY	YA4802DS	YA4819DS	YA4803DS	YA4804DS	YA4807DS
DARK GREEN	YA4802DG	YA4819DG	YA4803DG	YA4804DG	YA4807DG

Supporting frames

Screws	Y4702	Y4719 Y4719G	Y4703	Y4704	Y4707

Light Now

cover plate finishing 2 modules ares

CIRCULAR



WHITE - **WW**



WHITE FIBER - **WV**



WHITE MICA - **WM**

STONE



STONE - **GG**



SAND STONE - **GS**



MOKA STONE - **GM**

PATINA

DARK - **DD**

DARK GREY - **DS**

DARK GREEN - **DG**

2 MODULES AREA INSTALLATION STANDARD

Finish	2 modules	2+2 modules 71 mm	2+2+2 modules 71 mm	2+2+2+2 modules 71 mm	2+2 modules belgian system	2+2+2 modules belgian system
CIRCULAR						
WHITE	YA4802WW	YA4802M2WW	YA4802M3WW	YA4802M4WW	YA4832M2WW	YA4832M3WW
WHITE FIBER	YA4802WV	YA4802M2WV	YA4802M3WV	YA4802M4WV	YA4832M2WV	YA4832M3WV
WHITE MICA	YA4802WM	YA4802M2WM	YA4802M3WM	YA4802M4WM	YA4832M2WM	YA4832M3WM
STONE						
STONE	YA4802GG	YA4802M2GG	YA4802M3GG	YA4802M4GG	YA4832M2GG	YA4832M3GG
SAND STONE	YA4802GS	YA4802M2GS	YA4802M3GS	YA4802M4GS	YA4832M2GS	YA4832M3GS
MOKA STONE	YA4802GM	YA4802M2GM	YA4802M3GM	YA4802M4GM	YA4832M2GM	YA4832M3GM
PATINA						
DARK	YA4802DD	YA4802M2DD	YA4802M3DD	YA4802M4DD	YA4832M2DD	YA4832M3DD
DARK GREY	YA4802DS	YA4802M2DS	YA4802M3DS	YA4802M4DS	YA4832M2DS	YA4832M3DS
DARK GREEN	YA4802DG	YA4802M2DG	YA4802M3DG	YA4802M4DG	YA4832M2DG	YA4832M3DG

Supporting frames

Clips	Y4702G Y4702GTR Y4702B	Y4702G (2x) Y4702GTR (2x) Y4702B (2x)	Y4702G (3x) Y4702GTR (3x) Y4702B (3x)	Y4702G (4x) Y4702GTR (4x) Y4702B (4x)	Y4702G (2x) Y4702GTR (2x) Y4702B (2x)	Y4702G (3x) Y4702GTR (3x) Y4702B (3x)
Screws	Y4702 Y4702BS	Y4702 (2x) Y4702BS (2x)	Y4702 (3x) Y4702BS (3x)	Y4702 (4x) Y4702BS (4x)	Y4702BS (2x)	Y4702BS (3x)

Light Now

supporting frames, LED for supporting frames and accessories

503CG

503EV

Y4702

Y4702B

Y4702BS

Y4703

Y4704


Y4707

Item	Accessories
O 503CG	Protective cover for flush-mounting box 503E, to be used during the building work
O 503EV	Vertical inner liner in resin for box item 503E
O 503EC	Cover for box 503E used as s junction box - frosted surface for painting - concealed screws - white colour
O 504EC	Cover as above - for box item 504E
O 503ED	Horizontal and vertical coupling for boxes item 503E and 504E
O 500/00	Pair of screws long 35 mm for mounting of supports on flush-mounting boxes
O Y4000	Screws for supporting frame 2 modules

Lighting frame

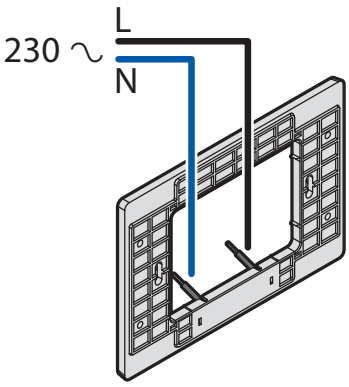

Note: the Lighting frame (Items Y4702X, Y4703X) must be powered with 230V~.
Like a normal backlight LED, depending on the mode of use, it can also be connected to other control devices (switches, IR sensors, etc.)

Item	Supporting frames
O Y4702	Supporting frame 2 modules with protective shell - fixing with screws
O Y4702G	Supporting frame 57/71 mm 2 modules
O Y4702GTR	Supporting frame 71 mm 2 modules Turkey standard
O Y4702B	Supporting frame 57/71 mm 2 modules - for screws (not supplied)
O Y4702BS	Supporting frame 57/71 mm 2 modules - supplied with screws item Y4000 - fixing with screws
O Y4719	Supporting frame 2 modules centred - fixing with screws
O Y4719G	Supporting frame 2 modules centred - fixing with clips
O Y4703	Supporting frame 3 modules - fixing with screws
O Y4704	Supporting frame 4 modules - fixing with screws
O Y4707	Supporting frame 7 modules - fixing with screws

	Lighting frames
O Y4702X	Lighting frame 2 modules, with transparent plastic base The LED is not interchangeable - 230 V~
O Y4703X	Lighting frame 3 modules, with transparent plastic base The LED is not interchangeable - 230 V~

	Protective shell
O Y4782	protective shell for 2 modules supporting frame Y4702
O Y4783	protective shell for 3 modules supporting frame Y4703

Light Now

IP55 Surface and waterproof installation

28603YW

28604YW

28603YD

28604YD

Item	IP55 cover plates
O 28603YW	IP55 cover plate - 3 modules - white
O 28604YW	IP55 cover plate - 4 modules - white
O 28603YD	IP55 cover plate - 3 modules - black
O 28604YD	IP55 cover plate - 4 modules - black

How to install the IP55 cover plates

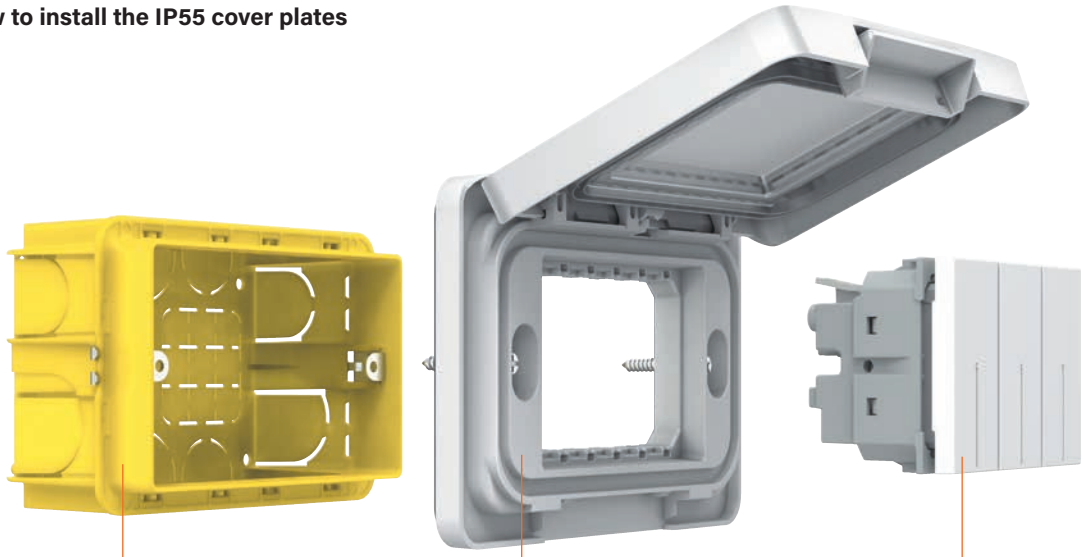

Note: sequence for installation of 3-module version.
For the 4-module version, proceed similarly using IP55 boxes and plates of the specific modularity.

Light Now with Netatmo

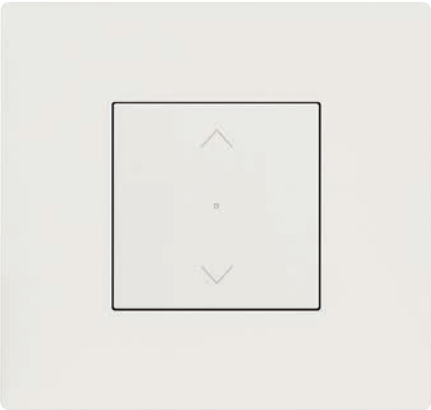





Connected controls for the Smart Home

SECTION 2

Light Now with Netatmo

Connected controls for the smart home, which communicate via radio.

How to choose devices for the composition of the electrical system

SECTION 2

SECTION 1



Type of system	Catalog section
Light Now standard system (Switches, sockets and cover plates for the residential electrical system)	1
Light Now with Netatmo **(Connected controls for the smart home, which communicate via radio)**	**2 + 1**
Light Now MyHOME (Connected controls for the smart home, which communicate via SCS BTicino bus)	3 + 1
Light Now KNX (Connected controls for the smart home, which communicate via KNX standard bus)	4 + 1

Connected controls for the Smart Home

Table of choice

Functions	Wired devices (110-230 V~)
Internet connection	Gateway ....4500C ....4510C, ...4501C, ...4502C (*) Gateway **FC80GT** (*) Works with Apple Home · works with Google Home · works with alexa Home + Control
Light	Connected 1-way switch ...**4001C** Connected 2 way switch ...**4003C** Connected dimmer **...4011C, ..4012CM2** Connected dimmer without neutral **...4013CM2** Connected lighting micromodule **3584C** DIN smart relay **FC80RC**
Shutters and electrical doors	Changeover switch **...4027C** Changeover switch 2 modules **...4027CM2N** Connected micromodule **...4027C** Connected module for garage door and gate **3586C**
Scenes	
Energy management and monitoring	Connected module for socket **...4531C** Connected socket **...4141AC ...4142AC** Connected PLUG & PLAY socket **4141PC** Smart DIN contactor **FC80CC** Smart control with dry contact **FC80AC** Connected DIN load management module **FC80GCS** Smart DIN meter **F20T60A - F40T125A** (threephase Systems)
Termo	Boiler Thermostat **...8002** AC System Thermostat **...8003** IR interface for air conditioning unit **3460IR** Actuator for fan coil unit **0 489 10**

Wireless devices (battery powered)

Light control
...4003CW
...4003CWI
(1 module)



Double light control
...4003DCW

Wireless motion sensor
3585C

Wireless motion sensor
.... 4007CW
.... 4007CWI
(1 module)

IP55 light switch
28003CWG
28027CWG
(double switch)

Shutter control
...4027CW

Shutter control
...4027CWI
(1 module)

Home/Away scenario control
...4570CW
....4570CWI
(1 module)

Wake Up / Sleep scenario control
...4574CW
...4574CWI
(1 module)

4 scenarios control
...4575CW

Scenario remote control **3528C**

Wireless devices

Light control
...4003CWG



Double light control
...4003CWDG

Shutter control
...4027CWG

Home/Away scenario control
...4570CWG

Wake Up/Sleep scenario control
...4574CWG

4 scenarios control
...4575CWG

(*) Note: for the use of the connected devices, the gateway must be installed as part of the system.
If the gateway is connected to the internet through the Wi-Fi network, it will be possible to manage the system from the home using the specific HOME + CONTROL App and the vocal commands Google, Alexa and Siri.

And if the internet does not work?
The devices continue to operate with manual control. The Home+Control app cannot be used.

Light Now with Netatmo

diagram of a typical smart home system

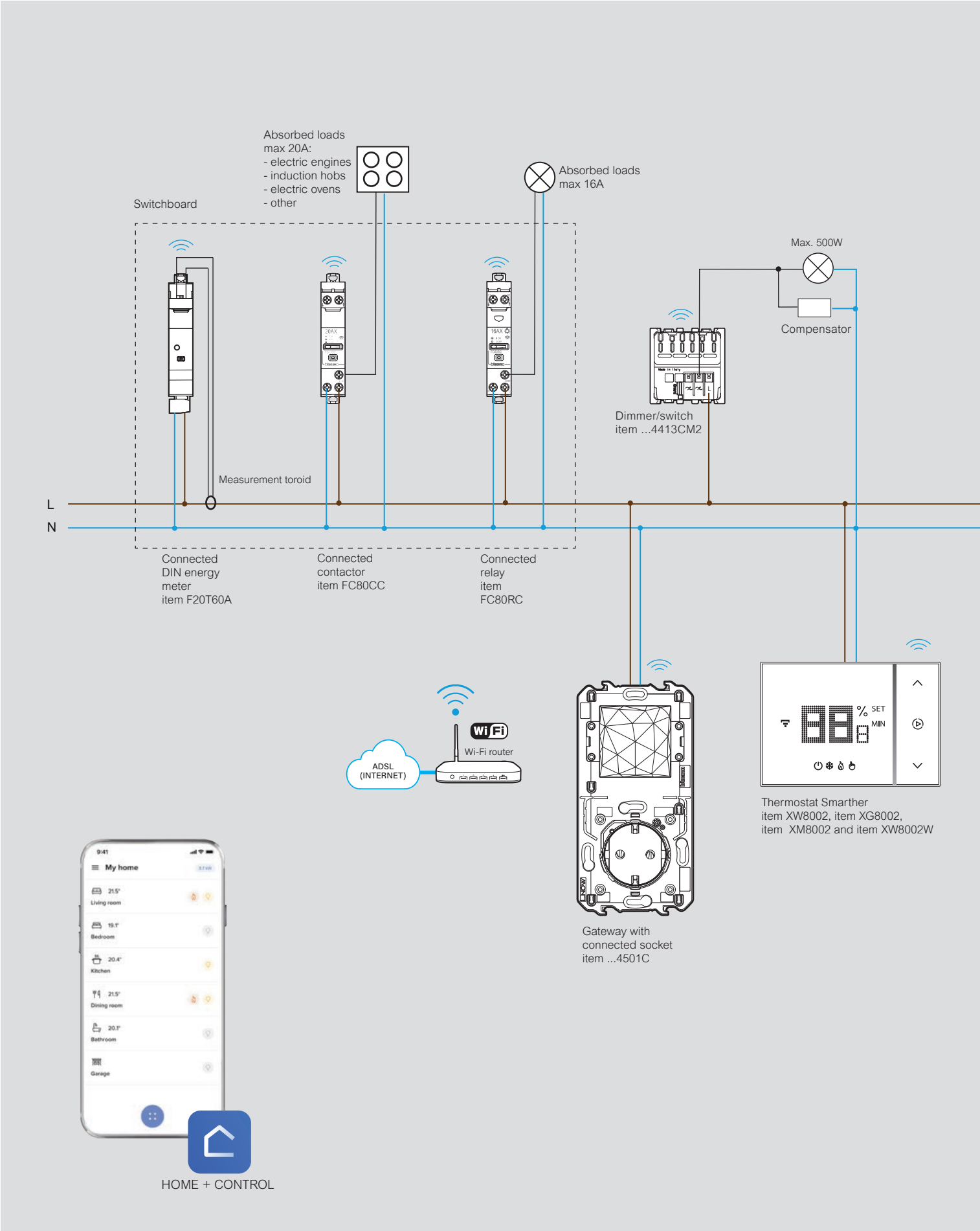

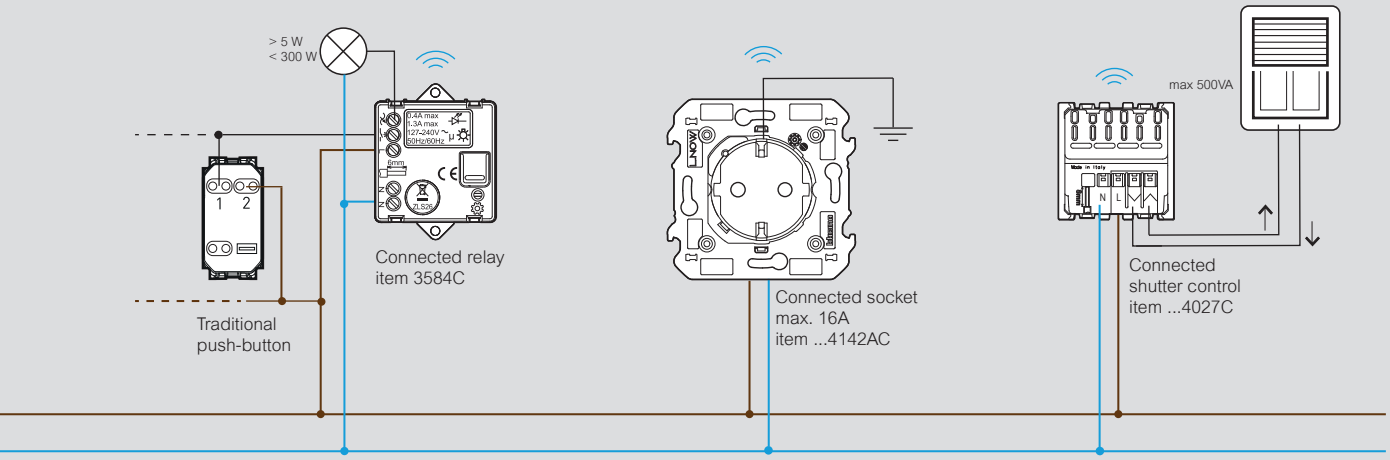

Optional controls for system expansion via radio - wall installation

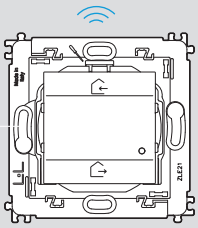

Wireless Home&Away
scenario control
item ...4570CW

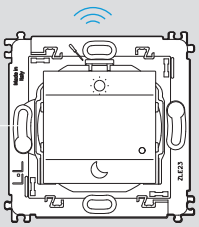

Wireless Wake up &
Sleep scenario control
item ...4574CW

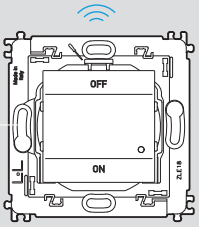

Wireless light control
item ...4003CW

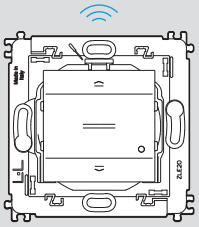

Wireless shutter control
item ...4027CW

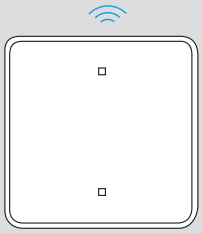

Wireless IP55 light switch
item 28003CWG

Light Now with Netatmo

gateway

FC80GT

YD4510C

YG4500C

YW4500C

Item	Gateway
☐ YW4500C ■ YG4500C ■ YD4500C	Gateway for remote home control (lights, sockets and shutters) using a smartphone (HOME + CONTROL APP required) and/or voice controls (voice assistance required). Supplied with wireless master IN&OUT scenario control, required for the association of all connected devices. Power supply 100-240 V∿ - 2 modules
☐ YW4510C ■ YG4510C ■ YD4510C	Gateway as above. Supplied with the flushmounted Home/Away wireless master switch 1 module required for the association procedure of all connected devices. Power supply 110-230 V∿ - 2 modules
○ FC80GT	Gateway as above for DIN switchboard. Supplied without wireless In&Out master scenario control item YW/YG/YD4570CW - 2.5 DIN modules

Item	Gateway with socket
☐ YW4501C ■ YG4501C ■ YD4501C	The gateway creates a connected installation in the home. It can be used to control lights, shutters, and electric appliances plugged into connected sockets:- using the smartphone and the Home + Control app- using the voice assistants- from the general control at the home entrance.It integrates a 2P+E 16 A 250 V∿ German standard connected socket for the remote control of electric devices and to monitor their consumption (instantaneous, daily, monthly). Compatible with all the electric devices with power up to 16 A 3680W (with overload protection). It can be installed instead of an existing socket in a 40 mm deep box. Screw fixing and connection using automatic clamps It has a blue LED that lights up when the socket is ON and that can be configured by means of the Home + Control APP. It can be associated to one or more wireless light controls. It is also supplied with wireless master IN&OUT scenario control, required for the association of all connected devices. Power supply 110-230 V∿
☐ YW4502C ■ YG4502C ■ YD4502C	Gateway as above. It integrates a 2P+E 16 A 250 V∿ French/ belgian standard connected socket.

Note: for the use of the connected devices, the gateway must be installed as part of the system.
If the gateway is connected to the internet through the Wi-Fi network, it will be possible to manage the system from the home using the specific **HOME + CONTROL App and the vocal commands Google, Alexa and Siri.**

And if the internet does not work?
The devices continue to operate with manual control.
The Home+Control app cannot be used.

Works with Apple Home | works with Google Home | works with alexa

HOME + CONTROL

☐ **White** colour ■ **Stone** colour ■ **Dark** colour ○ Neutral item

Light Now with Netatmo

wired devices for light

YD4001C

YW4003C

YG4411C

YD4412CM2

3584C

FC80RC

YW4413CM2

Item	Connected 1-way switches
☐ YW4001C ■ YG4001C ■ YD4001C	Connected 1-way switch. It controls the lights locally or remotely. It can be installed like a traditional two-way switch and is compatible with all loads with max. power 250 W. It has a blue LED, which can be configured using the Home + Control App for the localisation and load status functions. It can be associated to one or more wireless controls. Caution: neutral connection is necessary. Power supply 110-230 V∿ - 1 module
	Connected 2-way switches
☐ YW4003C ■ YG4003C ■ YD4003C	Connected 2-ways switch. It allows to control lights locally or remotely. The connected 2-ways switch has the same installation and usability of a tradidional 2-ways switch and it is compatible with all loads with max pover 250 W. It s equiped with a blue LED light used always on for localization modality or on, when the light is on for the load status modality. It can be associated with "wireless light switches". Caution: Must be connected to the neutral Power supply 110-230 V∿ - 1 module
	Connected lighting micromodule
○ 3584C	Connected lighting micromodule. It allows to control lights locally or remotely. It is compatible with all loads with max pover 300 W. It can be connected to one or more traditional push-button or associated with "wireless light switches". It is installed as a traditional rele in the box (behind the button) or in derivation boxes. Caution: Must be connected to the neutral. Power supply 110-230 V∿
	DIN smart relay for light control
○ FC80RC	DIN smart relay for light control with maximum absorption In = 16 A. Equipped with contacts for control with remote buttons, up to a maximum of 10. The smart relay allows the lights to be controlled locally and remotely through radio commands, wired buttons, smartphone with the "Home + Control" App or via a voice assistant. Dimensions 1 DIN module. Power supply 110-230 V∿ 50/60 Hz.

Item	Connected dimmers
☐ YW4411C ■ YG4411C ■ YD4411C	Dimmer/switch. It allows to control lights locally or remotely, with the dimmer functionality that can be activated from the APP Home+Control. It has the same installation and usability of a traditional switch and it is compatible with all loads (LED, halogen) with max power 150 W at 230 V (or 75 W at 110 V). It is equipped with a blue LED light used for localization modality or load status modality, configurable by APP. It can be connected to one or more traditional push-button or associated with "wireless light switches". Caution: Must be connected to the neutral. Power supply 110-230 V∿ - 1 module
☐ YW4412CM2 ■ YG4412CM2 ■ YD4412CM2	Dimmer/switch. It allows to control lights locally or remotely, with the dimmer functionality that can be activated from the APP Home+Control. It has the same installation and usability of a traditional switch and it is compatible with all loads (LED, halogen) with max power 150 W at 230 V (or 75 W at 110 V). It is equipped with a blue LED light used for localization modality or load status modality, configurable by APP. It can be connected to one or more traditional push-button or associated with "wireless light switches". Caution: Must be connected to the neutral. Power supply 110-230 V∿ - 2 modules.
☐ YW4413CM2 ■ YG4413CM2 ■ YD4413CM2	Dimmer/switch without neutral. It allows to control lights locally or remotely, with the dimmer functionality that can be activated from the APP Home+Control. It has the same installation and usability of a tradidional switch and it is compatible with all loads (LED, halogen) with power 5-300 W at 230 V. It is equipped with a blue LED light used for localization modality or load status modality, configurable by APP. It can be connected associated with "wireless light switches". It doesn't require connection to the neutral, it comes with an active compensator. Power supply 110-230 V∿ - 2 modules

Three-point lighting control with connected two-way switch, item ...4003C, installed instead of a traditional two-way switch.

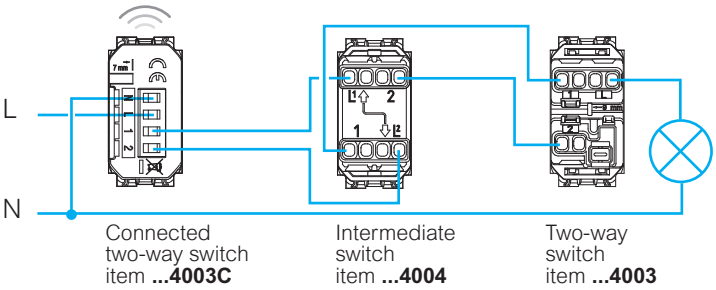

Three-point lighting control with pushbuttons and connected lighting micromodule, item 3584C, installed instead of a traditional relay.

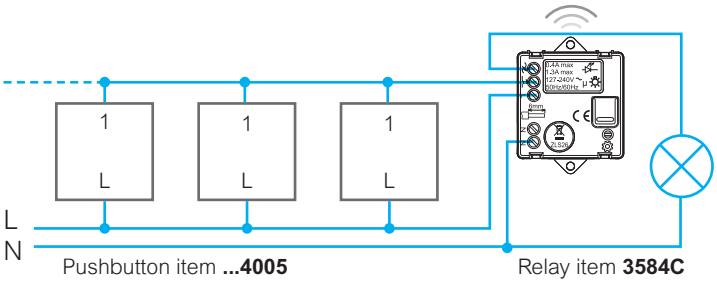

☐ **White** colour ■ **Stone** colour ■ **Dark** colour ○ Neutral item

Light Now with Netatmo

wired devices for shutter and garage, door and gate

YD4027C

YW4027CM2N

4027C

3586C

Item	Connected devices for shutters
☐ YW4027C ■ YG4027C ■ YD4027C	Connected shutter control. It controls a shutter locally or remotely. Compatible with all standard shutter motors (with mechanical or electronic limit switch and maximum power 500 VA), controlled by a wired shutter changeover switch (changeover with the same power supply as the motor). Not compatible with radio controlled or pulse controlled shutter motors. It can be associated to one or more wireless controls. Power supply 100-240 V∿ - 1 module
☐ YW4027CM2N ■ YG4027CM2N ■ YD4027CM2N	Connected shutter control. It controls a shutter locally or remotely. Compatible with all standard shutter motors (with mechanical or electronic limit switch and maximum power 500 VA), controlled by a wired shutter changeover switch (changeover with the same power supply as the motor). Not compatible with radio controlled or pulse controlled shutter motors. It can be associated to one or more wireless controls. Power supply 100-240 V∿ - 2 modules
○ 4027C	Connected micromodule for shutters. Associated to one or more shutter wireless controls, it controls a shutter locally or remotely. Compatible with all standard shutter motors (with mechanical or electronic limit switch and maximum power 500 VA), controlled by a wired shutter changeover switch (changeover with the same power supply as the motor). Not compatible with radio controlled or pulse controlled shutter motors. It can be installed in the existing shutter box with no need of masonry works. Power supply 110-230 V∿

Item	Connected module for garage, door and gate
○ 3586C	Enables open/close control of a garage door or gate, locally, remotely or via voice assistant. Status display (open/closed/half open) in the Home + Control App. Can be steered using a wireless shutter control or can be controlled from the remote control art.3528C. Supplied with 2 wired position sensors and specific fixtures. Can be installed into an IP55 box 80 x 80 mm or larger. Fitted with 2 separable fixing points. CAUTION: to operate optimally, the gate engine must be setup in step-by-step mode. In this mode the engine workd with the following cycle: OPEN-STOP-CLOSE-STOP-OPEN-

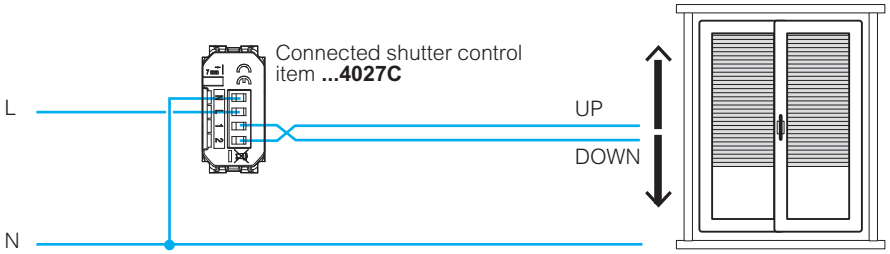

For correct operation, connect also the neutral conductor to the connected devices.

☐ **White** colour ■ **Stone** colour ■ **Dark** colour ○ Neutral item

Light Now with Netatmo

wireless controls for light and shutter

YW4003CW

YD4003CWDG

28003CWG

28027CWG

3577C

YG4007CW

3585C

YW4027CWI

Item	Wireless light control
☐ YW4003CW ■ YG4003CW ■ YD4003CW	Wireless light control. It provides ON/OFF control of one or more devices connected for light control. Surface installation wit repositionable adhesives (supplied as standard), or inside flush mounted boxes. Built-in battery exhausted LED. CR2032 type 3 V power battery with 8 year expected life supplied (as standard) - 2 modules
☐ YW4003CWG ■ YG4003CWG ■ YD4003CWG	As above. No-Battery - 2 modules
☐ YW4003CWI ■ YG4003CWI ■ YD4003CWI	Wireless light control. It allows the ON / OFF control of one or more connected devices for the lighting control. It can be installed in any flush-mounted box without any wiring. The battery can be replaced without removing it from the supporting frame. Integrated LED for low battery indication. Powered by battery 3V type CR2032 (supplied) with an autonomy of 8 years - 1 module.
☐ YW4003DCW ■ YG4003DCW ■ YD4003DCW	Double wireless light switch. It is equipped with two buttons to control two different connected devices for lights. Each single button can be associated with one or more devices. Surface installation with repositionable stickers (supplied) or onto a flush mounting box. Integrated LED for low battery indication. Powered by battery 3V type CR2032 (supplied) with an autonomy of 8 years - 2 modules.
☐ YW4003CWDG ■ YG4003CWDG ■ YD4003CWDG	As above. No-Battery Switch - 2 modules
○ 28003CWG	Wireless IP55 light switch No-Battery
○ 28027CWG	Wireless IP55 double switch for shutters, gates and garage doors. No-Battery

Item	Wireless light control
○ 3585C	Wireless motion sensor. It controls one or more devices connected for light control. Infrared detection with angle of 140°. Distance of the adjustable sensor from 2 to 8 m. Switch off delay with 1 to 30 min adjustable delay time and 1 to 1000 lux brightness threshold. Test possible with a 5 sec. delay Recommended assembly height: 2.5 m. Optimum distance between 2 detectors: 6 m. For indoor and outdoor use (IP44). Supplied with 2 1.5V AA batteries for power supply.
☐ YW4007CW ■ YG4007CW ■ YD4007CW	Wireless switches for multicolour lighting. Allow to directly control up to 20 Zigbee 3.0 compatible multi-colour lighting (e.g. Ledvance Smart+ Zigbee, Philips Hue…). To be associated with the lighting in the Home + Control App. Allow ON/OFF and dimming control of 3 light moods which have to be preset in the Home +Control App. Supplied with CR2032 3 V long-life battery for power supply. LED function for low battery indication. Not compatible with WiFi lighting. Surface installation with repositionable stickers (supplied) or onto a flush mounting box. - 2 modules
☐ YW4007CWI ■ YG4007CWI ■ YD4007CWI	As above. Flush-mounting version - 1 module
○ 3577C	Wireless module for mechanical switch. It allows to change a traditional two-way switch or a pushbutton into a wireless control for one connected device for light control (ON/OFF). The small size allows the installation in the flush mounted box. CR2032 type 3V power battery with 8 year expected life supplied (as standard).

Item	Wireless shutters control
☐ YW4027CW ■ YG4027CW ■ YD4027CW	Wireless shutter control. It allows control of one or more shutter controls. Surface installation with repositionable adhesives (supplied as standard), or inside flush mounted boxes. Built-in battery exhausted LED. CR2032 type 3 V power battery with 8 year expected life supplied (as standard) - 2 modules
☐ YW4027CWG ■ YG4027CWG ■ YD4027CWG	As above. No-Battery Switch - 2 modules
☐ YW4027CWI ■ YG4027CWI ■ YD4027CWI	Shutter wireless switch - It allows the control of one or more connected rolling shutter switches. It can be installed in any flush-mounted box without any wiring. The battery can be replaced without removing it from the supporting frame. Integrated LED for low battery indication. Powered by battery 3V type CR2032 (supplied) with an autonomy of 8 years - 1 module

☐ **White** colour ■ **Stone** colour ■ **Dark** colour ○ Neutral item

Light Now with Netatmo

connected devices for energy management

YD4531C

F80CC

F20T60A

F40T125A

FC80GCS

4141PC

YW4141AC

Item	Connected devices for energy management
☐ YW4531C ■ YG4531C ■ YD4531C	Connected module for socket. When connected to a power socket, it allows remote control of electric devices and also to monitor their consumption (instantaneous, daily, monthly). It is also possible to receive notifications of abnormal consumption levels. Compatible with any electric devices with power up to 3680W with absorption 16A (with overload protection). It has a blue LED, which can be configured using the HOME + CONTROL APP for the localisation and load status functions. Power supply 100-230 V∿ - 1 module.
○ FC80CC	Smart DIN contactor suitable for controlling single-phase loads < 20 A. The smart contactor allows you to remotely control (ON / OFF) loads such as water heaters, swimming pool pumps, induction plates and charging sockets for electric vehicles, from smartphones with the Home + Control App or via a voice assistant. Equipped with a meter for the current absorbed by the load. Dimensions 1 DIN module. Power supply 100-240 V∿ 50/60 Hz.
○ F20T60A	Smart DIN meter. It allows to measure the electrical energy consumption of the entire single-phase system of the house (instantaneous, daily, monthly) and of the single electrical power lines. It allows the reception of notifications in case of reaching the maximum power foreseen by the contract to avoid annoying black-outs. A toroid is supplied to measure the input current. Power supply 100-240 V~ 1 DIN module. (Only for single-phase systems).
○ F40T125A	Smart DIN meter as F20T60A but for three-phase systems.
○ FC80GCS	Connected DIN load management module for the monitoring of the consumptions of the whole electric system, the powering or disconnection of the loads, and the setting of scenarios with priority or non-priority loads. When the maximum intended power is reached, the non-priority loads are temporarily disconnected to avoid black-outs. A toroid for the current reading is provided Power supply 110-230 ∿ - 1 DIN module

Item	Connected devices for energy management
○ FC80AC	Smart device for controlling and measuring the consumption of equipment fitted with dry contacts. Rating 12V/30 Vd.c. or 230 V∿ 2A max. Ideal for controlling and measuring heating appliances, wallboxes and electric vehicle charging stations, ventilation systems, irrigation systems and any other device with a control dry contact. Not suitable for shutter automation. A toroid is supplied, for the measurement of the current absorbed by the load, max 80 A. Function management through the Home + Control App, compatible with load management module FC80GCS. 1 DIN module. 100-240 V∿ power supply 50/60 Hz.
	Connected PLUG & PLAY socket
○ 4141PC	Connected plug&play socket - Directly connected to an existing socket, it allows remote control of all the connected electrical appliances. It also monitors the instantaneous, daily and monthly consumption. Compatible with all the devices with power up to 16 A 3680 W (with overload protection). It can be associated to wireless light controls. Power supply 110-230 V∿ - white Shuko standard socket
	Connected socket
☐ YW4141AC ■ YG4141AC ■ YD4141AC	 2P+E 16 A 250 V~ German standard connected socket. It allows remote control of electric devices and also to monitor their consumption (instantaneous, daily, monthly). It is also possible to receive notifications that can be configured. Compatible with all the electric devices with power up to 16 A 3680W (with overload protection). Integrated with a 2-module support, it can be installed instead of an existing socket in a 40 mm deep box. Screw fixing and connection using automatic clamps It has a blue LED that lights up when the socket is ON and that can be configured by means of the Home + Control APP. It can be associated to one or more wireless light controls. Power supply 110-230 V∿ - 2 modules
☐ YW4142AC ■ YG4142AC ■ YD4142AC	 As above. French/belgian std. - 2 modules

☐ **White** colour ■ **Stone** colour ■ **Dark** colour ○ Neutral item

Light Now with Netatmo

wireless controls for scenarios management

YW4570CW


YG4570CWG

YD4570CWI

YG4574CWG

YD4574CWI


YD4575CW

3528C

Wireless Home/Away scenario controls

Item	
☐ YW4570CW ■ YG4570CW ■ YD4570CW	Wireless Home/Away scenario controls. It is equipped with 2 buttons for activating Home/Away scenarios. Scenarios can be customized by the Home + Control app. Surface installation with repositionable stickers (supplied) or onto a flush mounting box. Integrated LED for low battery indication. Powered by battery 3V type CR2032 (supplied) with an autonomy of 8 years - 2 modules
☐ YW4570CWG ■ YG4570CWG ■ YD4570CWG	As above. No-Battery Switch. - 2 modules
☐ YW4570CWI ■ YG4570CWI ■ YD4570CWI	Wireless Home/Away scenario controls. It is equipped with 2 buttons for activating Home / Away scenarios. Scenarios can be customized by the Home + Control app. It can be installed in any flush-mounted box without any wiring. The battery can be replaced without removing it from the supporting frame. Integrated LED for low battery indication. Powered by battery 3V type CR2032 (supplied) with an autonomy of 8 years - 1 module

Wireless Wake Up / Sleep scenario controls

☐ YW4574CW ■ YG4574CW ■ YD4574CW	Wireless Wake Up / Sleep scenario controls. It is equipped with 2 buttons for activating Wake Up / Sleep scenarios. Scenarios can be customized by the Home + Control app. Surface installation with repositionable stickers (supplied) or onto a flush mounting box. Integrated LED for low battery indication. Powered by battery 3V type CR2032 (supplied) with an autonomy of 8 years - 2 modules
☐ YW4574CWG ■ YG4574CWG ■ YD4574CWG	As above. No-Battery Switch. - 2 modules
☐ YW4574CWI ■ YG4574CWI ■ YD4574CWI	Wireless Wake Up / Sleep scenario controls. It is equipped with 2 buttons for activating Wake Up / Sleep scenarios. Scenarios can be customized by the Home + Control app. It can be installed in any flush-mounted box without any wiring. The battery can be replaced without removing it from the supporting frame. Integrated LED for low battery indication. Powered by battery 3V type CR2032 (supplied) with an autonomy of 8 years - 1 module.

Wireless 4 scenario controls

Item	
☐ YW4575CW ■ YG4575CW ■ YD4575CW	Wireless 4 scenarios control. It's equipped with 4 buttons for activating of scenarios 1,2,3 and 4. Scenarios can be customized by the Home+ Control app. Surface installation with repositionable stickers (supplied) or onto a flushmounting box. Integrated LED for low battery indication. Powered by battery 3V type CR2032 (supplied) with an autonomy of 8 years - 2 modules.
☐ YW4575CWG ■ YG4575CWG ■ YD4575CWG	As above. No-Battery Switch. - 2 modules

Pocket remote control 4 scenarios

○ 3528C	Pocket remote control 4 scenarios. It allows to add a wireless remote control in your system. Is equipped with 4 keys for the activation of the 1,2,3 and 4 scenarios. The scenarios can be activated and customized by the Home + Control app. Integrated LED for low battery indication. Powered by battery 3V type CR2032 (supplied) with an autonomy of 8 years.

☐ **White** colour ■ **Stone** colour ■ **Dark** colour ○ Neutral item

Light Now with Netatmo

connected thermostat for air conditioning

XW8003

XM8003

XG8003

XW8003W

3460IR

0 489 10

Item	Connected thermostat for air conditioning
☐ XW8003 ☐ XM8003 ■ XG8003	The Smarther AC with Netatmo connected thermostat, together with the Home + Control APP, is a device which allows to precisely and accurately adjust and monitor the temperature in the rooms; all the programming and most of the functions can be easily and intuitively performed using the App. Thanks to its Wi-Fi connection, Smarther AC can be programmed and controlled remotely; it can also display the temperature, fan speed and humidity measured in the room. The temperature level can be set locally for manual operation and Boost mode can be activated. The Boost forces the switching on of the system for a limited time (15, 30 or 45 minutes) irrespective of the measured and programmed temperature. Smarther AC with Netatmo can also be controlled with Google, Amazon Alexa and Apple Home Kit voice assistants. - Power supply 110 to 240 V~ , 50/60 Hz; - 2 W max absorption; - Maximum cable section 1 x 1.5 mm^2; - Operating temperature 5 to 40 °C; - 1-switching contact output free of 5(2)A potential. - Type of operation 1BU - Pollution index 2 - Rated pulse voltage 4 kV - Wireless device in compliance with 802.11b/g/n standard, frequency 2.4 - 2.4835 GHz, transmission power < 20 dBm. WEP/WPA/WPA2 safety protocol IPv4. - Radio link: short range communication, frequency 868MHz/915MHz, transmission power < 25mW e.r.p. (*). Types of installation - flush mounted, on boxes item 503E or 500 (for item 500 use the wall dowels) - plasterboard, on boxes item PB503 and PB502 Available in three colours: white (XW8003), sand (XM8003) and black (XG8003).
☐ XW8003W	Features: as XW8003. Installation: on the wall, using screws and dowels suitable for the installation surface (brickwork, plasterboard, tiles etc.). It is available only in white colour.

Note(*): 868MHz/915MHz radio link not available in Malaysia, China, Japan, Singapore and Taiwan.

Item	Actuator for fan coil unit
○ 0 489 10	This actuator can be used in combination with Smarther AC with Netatmo on thermoregulation installations, to control different load types according to requirements. This DIN actuator can control: • 2-pipe fan coil unit with On/Off valve • 2-pipe fan coil unit with 3-way valve • 2-pipe fan coil unit with 0-10 V valve • 4-pipe fan coil unit with two On/Off valves • 4-pipe fan coil unit with two 3-way valves • 4-pipe fan coil unit with two 0-10 V valves • 3-speed fan • 1 0-10 V fan

Item	IR interface for air conditioning unit
○ 3460IR	Connected IR emitter for air conditioning. The installation with Smarther AC allows the smart management of an A/C unit with infrared. The device size is 60x60x30 mm, white color and it is provided with a white cable (length 1,5 m). It supports both power sources: 5÷12 Vd.c. and 110-240V ~ 50/60Hz. It communicates with Smarther AC through RF 2.4 GHz: thanks to its features, the emitter can be placed on the receiver of the A/C unit, ensuring perfect communication.

Works with Apple HomeKit

works with Hey Google

works with alexa

☐ **White** colour ■ **Stone** colour ■ **Dark** colour ☐ **Sand** colour ○ Neutral item

Light Now with Netatmo

connected thermostats

XW8002

XM8002

XG8002

XW8002W

Item	Connected thermostats
☐ XW8002 ☐ XM8002 ■ XG8002	The Smarther with Netatmo connected thermostat, together with the dedicated HOME+CONTROL APP, is a device which allows you to adjust and monitor the temperature in the rooms precisely and accurately; all the programming and most of the functions are performed simply and intuitively using the APP. Thanks to its Wi-Fi connection, Smarther with Netatmo can be programmed and controlled remotely; it can also display the temperature and humidity measured in the room. The temperature level can be set locally for manual operation and the Boost mode can be activated. The Boost forces the switching on of the system for a limited time (30, 60 or 90 minutes) independent of the measured and programmed temperature. It's also possible to set a different temperature in each room of the house for the maximum comfort, thanks to its compatibility with Netatmo's smart radiator valves. Smarther with Netatmo can also be controlled with Google, Amazon Alexa and Apple Home Kit voice assistants. Features: - 110 ÷ 230 V∿, 50/60 Hz power supply; - 2 W max absorption; - maximum cable section 1 x 1.5 mm^2; - temperature measurement 5 ÷ 40 °C; - temperature set-point 5 ÷ 40 °C, - increase of 0.5 °C; - 1-contact output in switching free of potential 5(2) A. - Radio link: short range communication, frequency 868MHz/915MHz, transmission power < 25mW e.r.p. (*). Types of installation: - flush mounted, on boxes item 503E or 500 (for item 500 use the wall dowels) - plasterboard, on boxes 2 module e 3 module It is available in three colours: white (XW8002), sand (XM8002) and black (XG8002).
☐ XW8002W	features: as ..8002. Installation: on the wall, using screws and dowels suitable for the installation surface (brickwork, plasterboard, tiles etc.). It is only available in white.

Note(*): 868MHz/915MHz radio link not available in Malaysia, China, Japan, Singapore and Taiwan.

Works with Apple HomeKit

works with Hey Google

works with alexa

☐ **White** colour ■ **Stone** colour ■ **Dark** colour ☐ **Sand** colour ○ Neutral item

Light Now MyHOME

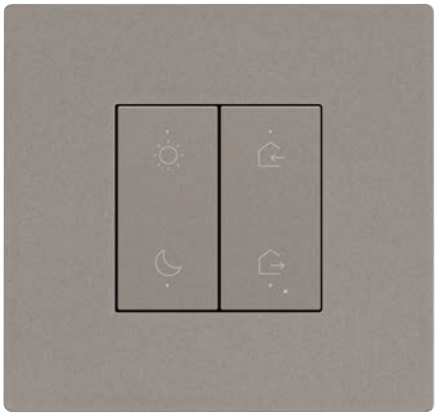

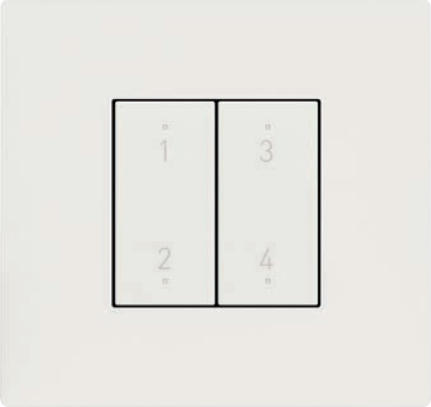

Connected controls for the Smart Home

SECTION 3

Light Now MyHOME

Connected controls for the smart home, which communicate via SCS BTicino bus.

How to choose devices for the composition of the electrical system

SECTION 3

SECTION 1



Type of system	Catalog section
Light Now standard system (Switches, sockets and cover plates for the residential electrical system)	1
Light Now with Netatmo (Connected controls for the smart home, which communicate via radio)	2 + 1
Light Now MyHOME **(Connected controls for the smart home, which communicate via SCS BTicino bus)**	3 + 1
Light Now KNX (Connected controls for the smart home, which communicate via KNX standard bus)	4 + 1

MyHOME

Table of choice

Functions	Control devices (27 Vd.c. by BUS)					
Internet connection	Web server **F460**	Classe 300EOS **44842** (white) **44884** (black)	works with Google Home; works with alexa	Home + Control	Home + Project	
Light	Control devices **Y4652M2** (2 modules)	Control devices **Y4652M3** (3 modules)	Basic contact interface **3477**	DIN contact interface **F428**		
Shutters and electrical doors	Control devices **Y4652M2** (2 modules)	Control devices **Y4652M3** (3 modules)	Basic contact interface **3477**	DIN contact interface **F428**		
Scenes	Control devices **Y4652M2** (2 modules)	Control devices **Y4652M3** (3 modules)	Basic contact interface **3477**	DIN contact interface **F428**	Scenarios module **F420**	
Energy management and monitoring	Energy meter **F520**	Impulse counter interface **3522N**	Load control central **F521**	Energy data logger **F524**		
Termo	Thermostat **H4691**	Probe without display **3454**				

NOTE: complete the installation with the appropriate power supply item E56 or item E49.

Actuator devices (BUS: 27 Vd.c. - Power line: 230 V~)

Actuator/control
Y4672M2L

Relay actuator
3476

Relay actuator
F411/1NC

1-output dimmer
F413N

2 relay actuator
F411U2

4 relay actuator
F411/4

Multi-load dimmer
F416U1 (1 output)
F418U2 (2 output)

ON/OFF actuator
«zero crossing»
BMSW1003
BMSW1005

F429G (DALI-2 gateway)
F429D (DALI-2 dimmer)
F429 (DALI dimmer)

Actuator/control
Y4672M2S

2 relay actuator
F401

2 relay actuator
F411U2

4 relay actuator
F411/4

Actuator for management
of the load **F522**

1 relay actuator "zero crossing" for
management of the load **F523**

2 relay actuator
F430/2

4 relay actuator
F430/4

8 relay actuator
F430R8

Actuator with 3
relays and 2x0-10Volt
output **F430R3V10**

Actuator with 2x0-10 Volt
Outputs **F430V10**

Light Now MyHOME

diagram of a typical MyHOME system

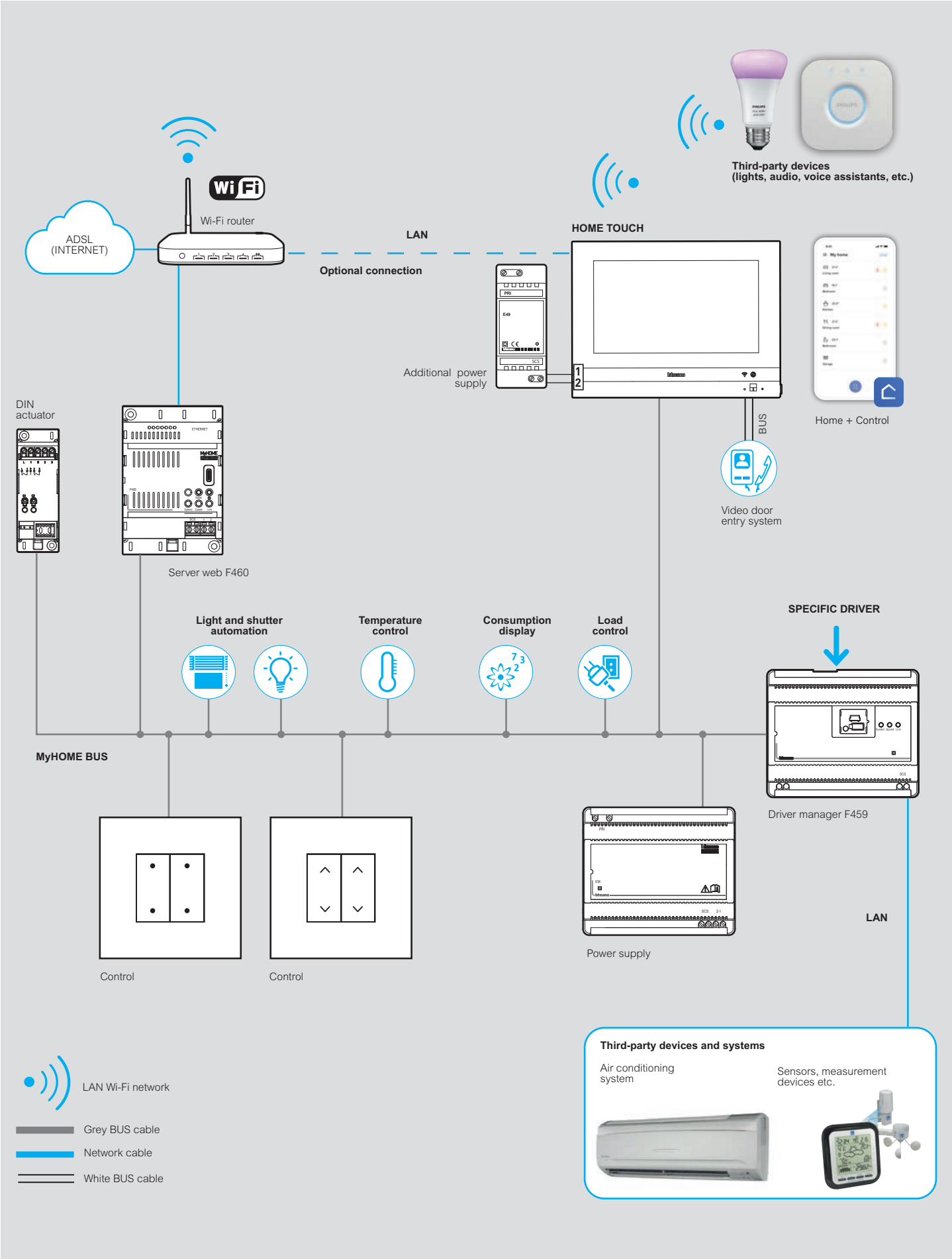

Light Now MyHOME

integration and control

F460

F461

F459

Item	MyHOME Server
O F460	The new SCS server is a device designed to interact with the MyHOME system; It allows to create and realize high level installation to manage BUS SCS Smart Home solutions occuping less DIN modules (4), key for MyHome business to have a solution optimized for the cabinet. It has natively integrated the capability of humidity management and It natively supports 175 addresses with the possibility of extention by adding max 2 BT-F422A interfaces SCS. The Server is suitable for: - devices association during the system starting-up by the installer in Home+Project app. Concerning the Lights, Automation, Temperature Control and Energy systems, the system is started via the Server directly using the Home + Project application (It allows you to configure the system also without internet). - for the local and remote management of the functions by the user with the specific Home + Control app for Android and iOS smartphones and vocal compatibility with Alexa® e Google® is possible to manage the Myhome System or 3rd party devices (ex. Interact with lamps Philips Hue®, Lifx®, ...). It can perform customisations and create scenarios for managing the MyHOME system. The server can be combined with a physical interface used as VDE internal unit and Touchscreen to control the installation (HomeTouch) - 4 DIN modules.
	MyHOME Server 3rd Parties integration
O F461	A dedicated version of 4 DIN server open to third party that supports the use and integration of the 3rdParties systems. It has native protocol to provide local integration in 3rd party systems, for advanced Home Automations systems like for instance RTI, Crestron, Control4, Savant with high value and complexity. Use the Home + Project app to start configuring the server, while for the usage it will be not Home + Control but the 3rd parties app. It cannot be used on the same installation with F460.
	Driver manager
O F459	Integration platform with other brand systems - 6 DIN modules It requires the installation of specially designed driver for the integration of the system.

Contact the BTicino System Integration Service to check the feasibility of specific integrations and to request the licence needed to use the Driver manager.

System with web server F460 and use of Hometouch as a video internal unit.

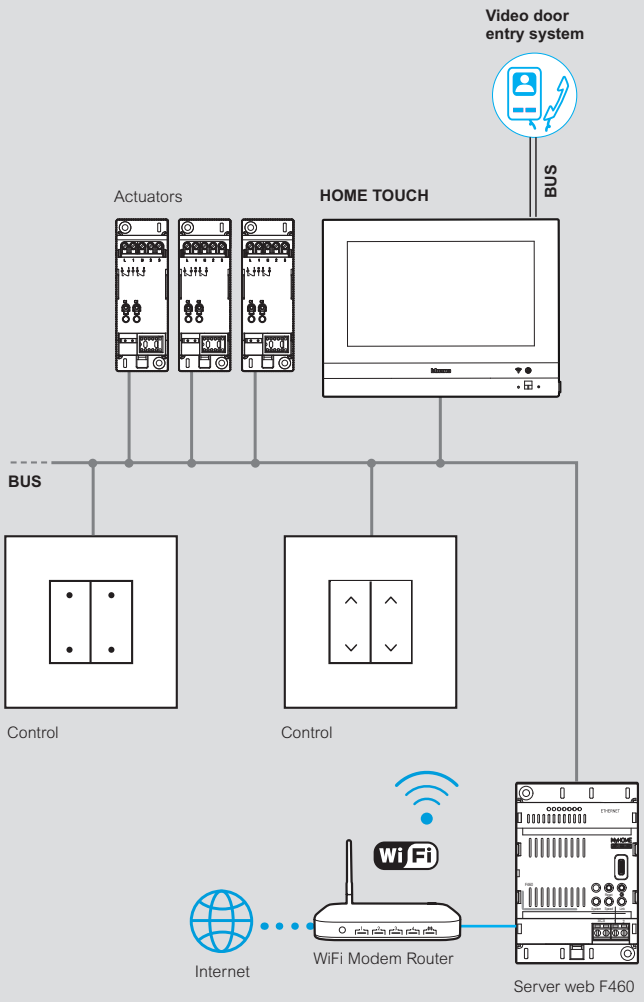

□ **White** colour ■ **Stone** colour ■ **Dark** colour O Neutral item

344842

344844

346020

Item	
O 344842	**CLASSE 300EOS with Netatmo connected video internal unit** 2 wires/Wi-Fi handsfree connected video internal unit with built-in Amazon Alexa voice assistant, 5" vertical touch screen LCD display and video door entry answering machine. It has a physical key for door lock release and capacitive keys for the control of the main video door entry functions: handsfree communication, entrance panel activation / camera scrolling and Favourite key (can be configured to activate the quick actions most frequently used – e.g. additional door locks, staircase light control, intercom). There are notification LEDs for: Wi-Fi network connection status, info / notifications and call exclusion. It is possible to easily interact with the built-in Alexa voice assistant, either using the dedicated capacitive keys or with your voice, and activate several functions, such as the video door entry functions, Smart Home, scenarios, reminders etc. Using the touch display, it is possible to access the notification list, as well as your favourite door entry, security and Smart Home controls (if any). The device must be configured by physically connecting the configurators or using the menu, which will give better possibilities of customisation of associated functions and texts. Thanks to the Wi-Fi connection, you can associate the video internal unit to the Home + Security App (available for Android and iOS). The App allows to use the main video internal unit functions (receiving calls, door lock release, display of the event timeline and activation of the entrance panel/camera cycling). Through the Home + Security App, it is also possible to manage the products of the Netatmo security range (outdoor and indoor cameras, door and window sensors, indoor siren and smoke detector). This allows you to quickly and easily create a Smart security system. The device also allows to create and manage Smart Home functions using the wired SCS BUS solution, without the need for adding dedicated webserver. Wall mounted installation using the supplied bracket Possibility of Wi-Fi connection or using RJ45 ethernet cable with the dedicated accessory 344844.
O 344884	As above - black
O 344844	**Ethernet accessory** Accessory cable for wired connection of Classe 300EOS with Netatmo video internal unit via RJ45 Ethernet cable. To be purchased separately.
O 346020	**2 DIN Additional power supply** Additional power supply to be used to supply entrance panels and internal units locally. 2 DIN modular enclosure. Power supply 230 V∿ at 50-60 Hz. The output provides 27 Vdc continuous low voltage, with maximum current of 600 mA and it is protected on the PRI side (with fuse) against overload and short circuit. It is a SELV double insulation safety device.

System with Classe 300EOS with Netatmo as server as an alternative to the server item F460

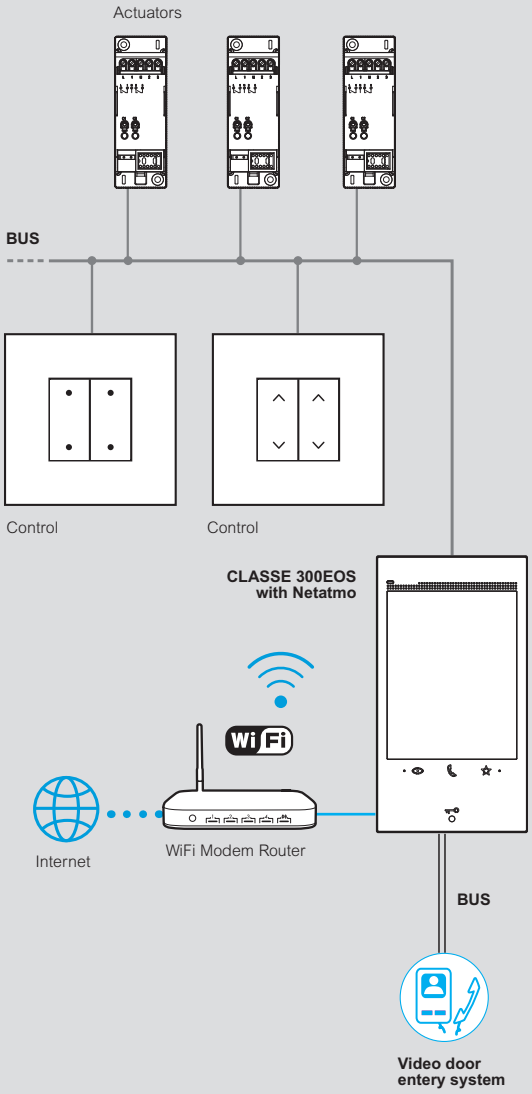

□ **White** colour ■ **Stone** colour ■ **Dark** colour O Neutral item

Light Now MyHOME

integration and control

3488



3487

Item	HOMETOUCH - Touch screen 7”
○ 3488	HOMETOUCH - Touch Screen 7” for the management of all MyHOME functions, that can be integrated with the video door entry system and with indoor and outdoor Netatmo cameras, to be used as connected internal unit. To use the home automation functions, configuration is not necessary. It is possible to display the MyHOME system status and control the integrated functions (lights, automation, scenarios, burglar alarm, temperature management, Nuvo music system, ...). Thanks to the “DOOR ENTRY for HOMETOUCH” application, available both for Android and iOS operating systems, it is also possible to manage the video door entry functions of a BTicino 2 wires system using the 7” capacitive display or the Smartphone. Flush mounted installation with box for masonry walls (item 3487) or wall mounted installation with the supplied metal bracket. Tech grey.
○ 3488W	As above - white
	Box for flush mounted installation
○ 3487	Box for flush mounted installation of the HOMETOUCH Touch screen item 3488 and 3488W. Width 197 mm, height 148 mm and depth 52 mm.
○ 3487AP	Support for flush mounted installation on plasterboard walls of the HOMETOUCH Touch screen item 3488 and 3488W.

□ **White** colour ■ **Stone** colour ■ **Dark** colour ○ Neutral item

Light Now MyHOME

lights and shutter automation

Y4652M2

Y4652M3

Y4672M2L
Y4672M2S

F428

3477

Item	Control devices
O Y4652M2	Based on the selected configuration, the device can manage up to: - 4 lights ON/OFF functions and adjustment of a dimmer load - 2 Shutter UP/DOWN and advanced functions - 4 Scenarios and load & force control - VDE control call to the floor, staircase light switching on and door lock activation functions. 2 modules to be equipped with 1 or 2 modules key covers, support frames and plates.
O Y4652M3	Based on the selected configuration, the device can manage up to: - 6 lights ON/OFF functions and adjustment of a dimmer load - 3 Shutter UP/DOWN and advanced functions - 6 Scenarios and load & force control - VDE control call to the floor, staircase light switching on and door lock activation functions. 3 modules to be equipped with 1 or 2 modules key covers, support frames and plates.

Item	Actuator/control for lights and generic loads
O Y4672M2L	Actuator/control with 2 independent relays for single or double loads: the device can be also configured to manage a remote actuator with the same functions of the Y4652M2 controls - 2 modules. To be completed with 1 or 2 modules key covers, support frames and plates.
O Y4672M2S	**Actuator/control for shutter** Shutter actuator with relay 2 A 250 VA. In addition to the monostable and bistable UP/DOWN function, the actuator also places the rolling shutter in a stored (PRESET) position. The device can be also configured to manage a remote actuator - 2 modules. To be completed with 1 or 2-modules key covers, support frames and plates.

	Contact interface
O 3477	Basic module control interface with 2 independent contacts for the control of 2 actuators for single function loads, or 1 actuator for double function loads (shutters) - the inputs accepts two traditional switches or pushbuttons with NO and NC contact, or a traditional two-way switch, or interlocked pushbuttons.
O F428	As above - 2 DIN modules

LOADS THAT CAN BE DRIVEN (230 V∿ 50/60 Hz)							
Actuators	Type						
					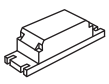	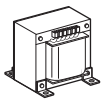	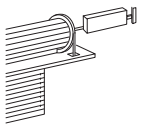
	Energy saving incandescence and halogen lamps	LED lamps	Linear fluorescent lamps [1]	Compact fluorescent lamps	Electronic transformers [3]	Ferromagnetic transformers [2] [3]	Reducer motors for shutters [4]
Y4672M2L	1380 W	250 W Max 2 lamps	250 VA	250 W Max 2 lamps	460 W	460 VA	460 W
Y4672M2S	-	-	-	-	-	-	2 A 250 V∿

Notes:
1) Power factor corrected fluorescent lamps, discharge lamps.
2) Account must be taken of the transformer yield to calculate the effective power of the load connected to the actuator. For example if a dimmer is connected to a 100 VA ferromagnetic transformer with yield 0.8, the effective power of the load will be 125 VA.
3) The transformer must be loaded at its rated power and however never less than 90% of this power. It is preferable to use a single transformer rather than several transformers in parallel. For example it is better to use a single 250 VA transformer with 5 50W spotlights connected rather than use 5 50 VA transformers in parallel each with a 50 W spotlight.
4) The symbol on the actuators refers to the shutter reducer motors.

□ **White** colour ■ **Stone** colour ■ **Dark** colour O Neutral item

Light Now MyHOME

key covers

1-FUNCTION non-silk-screen printed key covers

YD4915MH

YW4915MH2

YG4915MH

2-FUNCTION non-silk-screen printed key covers

YD4911MH

YW4911MH2

YG4911MH

Non silk-screen printed key covers - 1 function

Color	1 module	2 modules
	Item	Item
☐ White	YW4915MH	YW4915MH2
■ Stone	YG4915MH	YG4915MH2
■ Dark	YD4915MH	YD4915MH2

Non silk-screen printed key covers - 2 functions

Color	1 module	2 modules
	Item	Item
☐ White	YW4911MH	YW4911MH2
■ Stone	YG4911MH	YG4911MH2
■ Dark	YD4911MH	YD4911MH2

1-FUNCTION silk-screen printed key covers

YG4915MHB

YW4915MH2AD

YD4915MHF

2-FUNCTION silk-screen printed key covers

YD4911MHAL

YG4911MHAG

YW4911MH2AJ

Silk-screen printed key covers with symbols - 1 function

Description	Color	1 module	2 modules
		Item	Item
Control of 1 dimmer	☐ White	YW4915MHAD	YW4915MH2AD
	■ Stone	YG4915MHAD	YG4915MH2AD
	■ Dark	YD4915MHAD	YD4915MH2AD
Stop	☐ White	YW4915MHAE	-
	■ Stone	YG4915MHAE	-
	■ Dark	YD4915MHAE	-
Staircase light	☐ White	YW4915MHB	YW4915MH2B
	■ Stone	YG4915MHB	YG4915MH2B
	■ Dark	YD4915MHB	YD4915MH2B
Key	☐ White	YW4915MHF	YW4915MH2F
	■ Stone	YG4915MHF	YG4915MH2F
	■ Dark	YD4915MHF	YD4915MH2F
Doorbell	☐ White	YW4915MHD	YW4915MH2DM
	■ Stone	YG4915MHD	YG4915MH2DM
	■ Dark	YD4915MHD	YD4915MH2DM

					ON	
Dimmer	**Stop**	**Staircase light**	**Key**	**Doorbell**	OFF **On- Off**	**Up - down**
ON	+			1	3	
OFF **On - Off plus regulation**	– **Regulation + up and – down**	**Home-away**	**Day-night**	2 **Scenario N° 1 - 2**	4 **Scenario N° 3 - 4**	**2 Dimmer**

Silk-screen printed key covers with symbols - 2 functions

Description	Color	1 module	2 modules
		Item	Item
Control of 2 dimmers	☐ White	YW49112MHAD	YW49112MH2AD
	■ Stone	YG49112MHAD	YG49112MH2AD
	■ Dark	YD49112MHAD	YD49112MH2AD
On - Off	☐ White	YW4911MHAG	YW4911MH2AG
	■ Stone	YG4911MHAG	YG4911MH2AG
	■ Dark	YD4911MHAG	YD4911MH2AG
Up - down	☐ White	YW4911MHAH	YW4911MH2AH
	■ Stone	YG4911MHAH	YG4911MH2AH
	■ Dark	YD4911MHAH	YD4911MH2AH
On - Off plus regulation up and down	☐ White	YW4911MHAI	YW4911MH2AI
	■ Stone	YG4911MHAI	YG4911MH2AI
	■ Dark	YD4911MHAI	YD4911MH2AI
Regulation + up and – down	☐ White	YW4911MHAD	-
	■ Stone	YG4911MHAD	-
	■ Dark	YD4911MHAD	-
Home-away	☐ White	YW4911MHAJ	YW4911MH2AJ
	■ Stone	YG4911MHAJ	YG4911MH2AJ
	■ Dark	YD4911MHAJ	YD4911MH2AJ
Day-night	☐ White	YW4911MHAL	YW4911MH2AL
	■ Stone	YG4911MHAL	YG4911MH2AL
	■ Dark	YD4911MHAL	YD4911MH2AL
Scenario N° 1 - 2	☐ White	YW4911MHAM	-
	■ Stone	YG4911MHAM	-
	■ Dark	YD4911MHAM	-
Scenario N° 3 - 4	☐ White	YW4911MHAN	-
	■ Stone	YG4911MHAN	-
	■ Dark	YD4911MHAN	-

☐ **White** colour ■ **Stone** colour ■ **Dark** colour ○ Neutral item

Light Now MyHOME

actuators for lights, shutters and different loads

3476

F411U2

F411/4

BMSW1003


BMSW1005

F401

Item	Light control/actuator
O 3476	1 relay actuator - for single loads: 2 A resistive or incandescence lamps, 2 A cosφ 0.5 for ferromagnetic transformers - a traditional pushbutton with NO contact accepted in input
	Actuators for centralisations
O F411U2	Actuator with 2 independent relays – for single and double loads: 10 A resistive and 6 A incandescence lamps, 500 W for reducer motors, 2 A cosφ 0.5 for ferromagnetic transformers and 250 W for fluorescent lamps - logic relay interlock via configuration - it has "Zero crossing" technology - 2 DIN modules
O F411/4	Actuator with 4 independent relays - for single, double or mixed loads: 2 A resistive, 2 A incandescence lamps, 500 W for reducer motors, 2 A cosφ 0,5 for ferromagnetic transformers and 70 W for fluorescent lamps - logic relay interlock via configuration - 2 DIN modules
O F411/1NC	Actuator with 1 two-way NC relay for single loads, 16 A resistive, 10 A for incandescence lamps, and 4 A for fluorescent lamps. At switch on, the contact of the device is always closed (ON status), and it opens when an OFF control is sent. In this way, if there is no power input from the BUS, the device will remain in the ON status, keeping the load ON - 2 DIN modules

Item	Actuators for centralisations
O BMSW1003	ON/OFF actuator, 4 independent outputs with maximum load 16 A at 230 V∿, clamp connection and RJ45, IP20 protection index, power supply 100/240 V∿ 50/60 Hz, pushbuttons for load direct control - zero-crossing function - 6 DIN modules
O BMSW1005	ON/OFF actuator, "Zero Crossing" technology, 8 independent outputs with maximum load 16 A at 230 V∿, clamp connection, IP20 protection index, power supply100/240 V∿ 50/60 Hz, pushbuttons for load direct control - 10 DIN modules
	Actuator for shutters
O F401	Actuator with 2 internal relays and 4 pushbuttons. In addition to monostable and bistable UP/DOWN operation, the actuator also places the shutter in a stored (PRESET) position - 2 DIN modules

LOADS THAT CAN BE DRIVEN (250 V∿ 50/60 Hz)

Actuators	Type						
	Energy saving incandescence and halogen lamps	LED lamps	Linear fluorescent lamps 1)	Compact fluorescent lamps	Electronic transformers 3)	Ferromagnetic transformers 2) 3)	Reducer motors for shutters 4)
3476	2 A 460 W	40 W Max 1 lamp	- -	40 W Max 1 lamp	- -	2 A cosϕ 0,5 460 VA	- -
F411U2	10 A 1380 W	250 W Max 4 lamps	4 A 230 W	250 W Max 4 lamps	4 A 230 W	4 A cosϕ 0,5 460 VA	2 A 460 W
F411/4	2 A 460 W	70 W Max 2 lamps	0.3 A 70 W	70 W Max 2 lamps	0.3 A 70 W	2 A cosϕ 0,5 460 VA	2 A 460 W
BMSW1003	16 A 3680 W	2.1 A 500 VA	10 X (2 X 36 W) 4.3 A	1150 W 5 A	16 A 3680 W	16 A 3680 W	- -
BMSW1005	16 A 3680 W	2.1 A 500 VA	4.3 A 10X2X36 W	5 A 1150 VA	16 A 3680 W	16 A 3680 W	- -
F401							2 A 250 V∿
F411/1NC	10 A 2300 W	500 W Max 10 lamps	4 A 920 W	500 W Max 10 lamps	4 A 920 W	4 A cosϕ 0,5 920 VA	

Notes:
1) Power factor corrected fluorescent lamps, discharge lamps. 2) Account must be taken of the transformer yield to calculate the effective power of the load connected to the actuator. For example if a dimmer is connected to a 100 VA ferromagnetic transformer with yield 0.8, the effective power of the load will be 125 VA. 3) The transformer must be loaded at its rated power and however never less than 90% of this power. It is preferable to use a single transformer rather than several transformers in parallel. For example it is better to use a single 250 VA transformer with 5 50W spotlights connected rather than use 5 50 VA transformers in parallel each with a 50 W spotlight. 4) The symbol on the actuators refers to the shutter reducer motors.

□ **White** colour ■ **Stone** colour ■ **Dark** colour O Neutral item

Light Now MyHOME

dimmer actuators for lights and different loads

F413N


F429


F416U1

F418U2

F429G

F429D

Item	Dimmers for centralisations
O F413N	1-output dimmer to supply fluorescent lamps or LED sources with input 1-10 V for single loads up to 2.5 A at 230 V∿ – type of screw connection - power supply 27 Vd.c. – absorption 30 mA – max 10 ballast that can be connected (clamps 1-2) - with pushbutton for load direct control - version for fastening on DIN rail - 2 modules

Item	Multi-load dimmers for centralisations
O F416U1	Multi-load dimmer, 1 output with maximum load 4.3 A at 230 V∿, clamp connection and RJ45, IP20 protection index, power supply 100/240 V∿ 50/60 Hz, pushbutton for load direct control - 6 DIN modules
O F418U2	Two-channel dimmer for the management of dimmer LEDs, dimmer compact fluorescent lamps (CFL), energy saving halogen lamps and electronic transformers at 110-230V. Possibility of parallelisation of the two channels to increase the maximum power which can be managed. power supply 27 Vd.c., absorption 18 mA - version for fastening on DIN rail - 4 modules

Item	Devices for DALI lamps management
O F429G	DALI-2 Gateway - The device is an interface between MyHOME/Lighting Management systems and devices driven using the DALI (Digital Addressable Lighting Interface) protocol. It has 1 independent outputs to manage up to 64 ballast DALI2. The functionalities supported are: ON/OFF, dimmer, RGBW (colour and tunable white) e phade in-out. The device can be installed in a MyHOME system through H+P app configuration. Suitable in houses where the installation is made with all Dali2 lamps.
O F429D	DALI-2 dimmer - The device is an interface between MyHOME/Lighting Management systems and devices driven using the DALI (Digital Addressable Lighting Interface) protocol. It has 2 independent outputs to control up to 32 ballasts (2 groups of 16 DALI-2 lamps). The functionalities supported are: ON/OFF, dimmer, RGBW (colour and tunable white) e phade in-out. The device can be installed in a MyHOME system through H+P app configuration. Suitable for installations with few DALI-2 lamps.
O F429	DALI dimmer with 8 independent outputs for the connection of up to 16 DALI reactors for each output – 230 V∿ power supply 50/60 Hz; 110 - 240 Vd.c. – absorption 5 mA - with pushbutton for load direct control - version for fastening on DIN rail - 6 modules

LOADS THAT CAN BE DRIVEN (230 V∿ 50/60 HZ)							
Actuators	Type						
	Energy saving incandescence and halogen lamps	LED lamps	Linear fluorescent lamps [1]	Compact fluorescent lamps	Electronic transformers [3]	Ferromagnetic transformers [2] [3]	Reducer motors for shutters [4]
F413N	- -	- -	2 A 460 W [5] Max 10 ballast, type T5, T8, compact or driver for LED	- -	- -	- -	- -
F416U1	4.3 A 40 - 1000 W	- -	- -	- -	4.3 A 40 - 1000 W	4.3 A 40 - 1000 W	- -
F418U2	2x300 W	2x300 VA	-	2x300 VA	2x300 VA	2x300 VA	-
F429	SCS/DALI dimmer interface - 8 x16 ballast						
F429G	SCS/DALI2 gateway – up to 64 ballast DALI2						
F429D	SCS/DALI2 dimmer – up to 64 ballast DALI2						

Notes:
1) Power factor corrected fluorescent lamps, discharge lamps. 2) Account must be taken of the transformer yield to calculate the effective power of the load connected to the actuator. For example if a dimmer is connected to a 100 VA ferromagnetic transformer with yield 0.8, the effective power of the load will be 125 VA. 3) The transformer must be loaded at its rated power and however never less than 90% of this power. It is preferable to use a single transformer rather than several transformers in parallel. For example it is better to use a single 250 VA transformer with 5 50W spotlights connected rather than use 5 50 VA transformers in parallel each with a 50 W spotlight. 4) The symbol on the actuators refers to the shutter reducer motors. 5) Only compatible with lamps with 1/10 V ballast.

☐ **White** colour ■ **Stone** colour ■ **Dark** colour O Neutral item

Light Now MyHOME

lighting/movement sensors

BMSE3001

BMSE3003

0 882 40

BMSO4003

YW4658

0 488 75

Item	Lighting/movement sensors
○ BMSE3001	Passive infrared SCS sensor for the detection of movement and the lighting level. Ceiling flush mounted installation using springs or installation boxes; surface installation using surface installation box, item 048875; IP20 protection index; RJ45 clamp connection; 8 m (50 m²) diameter coverage area for a 2.5 m installation height, maximum installation height 6 m; 27 Vd.c. power supply from bus, absorption 12 mA; regulation with basic/ advanced remote control (BMSO4003 and BMSO4001) or through configuration software, of the lighting level, from 5 to 1275 LUX, of the time delay, from 30 s to 255 h, and of the main operating parameters; Push&Learn pushbutton
○ BMSE3003	Double technology SCS sensor: passive infrared for the detection of presence and the lighting level. Ceiling flush mounted installation using springs or installation boxes; surface installation using surface installation box, item 048875; IP20 protection index; RJ45 clamp connection; 8 m diameter (50 m²) infrared coverage area for a 2.5 m installation height, 11 mm diameter (95 m²) ultrasound coverage area for a 2.5 m installation height, maximum installation height 6 m; 27 Vd.c. power supply from BUS, absorption 17 mA; regulation with basic/advanced remote control (BMSO4003 and BMSO4001), or through configuration software, of the lighting level, from 5 to 1275 LUX, of the delay, from 30 s to 255 h, and of the main operating parameters; Push&Learn pushbutton
□ YW4658 ■ YG4658 ■ YD4658	Green Switch: dual technology presence sensor, passive infrared and ultrasound (PIR + US), suitable for the presence detection in the work areas (offices, meeting rooms). Equipped with manual on/off switch. Mode of operation (automatic or manual), delay time (from 5s to 59min) and brightness threshold (from 20 to 1275 lux) settable by means of advanced/basic configuration remote control BMSO4003), physical or virtual configuration. 2 modules.

Item	Remote control and configuration gateway
○ 0 882 40	The Gateway allows you to adjust the time delay, the brightness threshold and the detection sensitivity. Possibility to store, share, prepare all of the product settings for a construction site advance. Possibility of duplicating the parameters of a product 0 882 40. Works with the App "Legrand Close Up" available on Google Play and Apple Store via Bluetooth Low Energy technology for smartphone. Allows the configuration of windows, management systems lighting and emergency lighting units and offers advanced features to facilitate the management of facilities.
	Configuration remote controls
○ BMSO4003	The basic configuration remote control, with IR transmitter, adjusts the main operating parameters of: Switch Sensor, Green Switch and SCS compatible sensors. Modification of parameters only possible for preset values, battery recharge not available
	Installation accessories
○ 0 488 75	Ceiling mounted box compatible with the sensors: BMSE3001 and BMSE3003, IP20 protection index, dimensions Ø 100 x 50 mm

Features of the lighting/movement sensors

SCS sensors	BMSE3001	BMSE3003	JYW/YG/YD4658
Installation	ceiling flush mounted		flush mounted
Type of operation	AUTO/ECO/WALKTHROUGH		AUTO/ECO/ WALKTHROUGH
Sensor technology	PIR	PIR+US	PIR+US
Power supply	27 V d.c. from Bus		27 V d.c. from Bus
Protection index	IP20		
Coverage area at 2.5 m	Ø 8 m	Ø 11 m	8 m x 6 m
Coverage angles (v/h)	90/360°		90°/180°
Lighting level	5 lux - 1275 lux		20 - 1275 lux
Switching off delay	30 s - 255 h 59 min 59 sec		30 sec – 255h 59 min 59 sec
Factory adjustments	300 lux - 15 min		300 lux - 15 min
Connection type	RJ45 connector		Clamp

□ **White** colour ■ **Stone** colour ■ **Dark** colour ○ Neutral item

Light Now MyHOME

temperature control

H4691

3454

F430/2


F430R8

F430V10

Item	Thermostat
O H4691	Probe with backlit display that controls the temperature of an individual zone. It features an input for the connection of a contact line (e.g. window contact). It can be used for the management of different types of systems, and the adjustment of the fan speed when fan coils are used. Possibility of automatic operation (summer/winter), with compatible systems - 2 modules

Item	Probe without display
O 3454	Temperature probe in basic module with wired sensor - to be associated to the temperature sensor item 3457 and Vantage probe item 8051
	Accessories
O 3457	Temperature probe to be associated to the probe item 3454
	Actuators for valve control
O F430/2	Actuator with 2 independent relays – for single and double loads: 6 A resistive, 2A motor driven valves and pumps - configuration based logic relay interlock - 2 DIN modules
O F430/4	Actuator with 4 independent relays - for single, double or mixed loads: 4 A resistive, 1 A motor driven valves, pumps and fan coils - configuration based logic relay interlock - 2 DIN modules
O F430R8	Actuator with 8 independent relays for the control of on-off valves, motorised valves (open-close and three points), pumps and fan coils with 2 and 4 tubes - 4A resistive, 1A motor valves, pumps and fan-coils- SCS-bus connection - 4 DIN modules
O F430R3V10	Actuator with 3 independent relays and 2 x 0-10 Volts outputs for the control of fan coils with 2 and 4 tubes with proportional 0-10 Volt valves - 4A resistive, 1A fan coil - SCS-BUS connection - 4 DIN modules
O F430V10	Actuator with 2 x 0-10 Volt outputs for the control of 0-10 proportional valves - SCS-BUS connection - 2 DIN modules

Light Now MyHOME

energy management

F520

3523

F521

F522

F523

3508BUS

Item	Consumption display
O F520	Meter for the measurement of electricity on a maximum of 3 lines, by connecting 3 toroids to the appropriate inputs. Version for fastening on DIN rail. The device is fitted with 1 toroid. Data visualization with Home+Control app. - 1 module.
O 3523	Additional electricity meter toroid, item F520 and for actuator with sensor, item F522 for the measurement of the earth leakage current. Cable length 400 mm.
O 3522N	Impulse counter interface for the data measurement from meters (water, gas, etc..) with impulse output. The values measured can be displayed on all the MyHOME user interfaces (HOMETOUCH and HOME+CONTROL App). Basic module version for hidden installation. Power supply from BUS 27 V.

	Load control management
O F521	Central unit for the management and control of the actuators of the load control system, to prevent the risk of detachment of the limiter of the electricity supplier. The central unit manages up to 63 loads, a contract power between 1.5 and 18 kW, and tolerance up to +/- 20%. It integrates an electricity meter for the controlled line. Version for fastening on DIN rail. The device is fitted with 1 toroid. Data visualization with Home+Control app. - 1 module
O F522	Actuator with integrated current sensor for the measurement of the controlled load consumptions. 1 relay - 10 A for incandescence lamps and 4 A for fluorescent lamps or ferromagnetic transformers, and 500 for compact fluorescent and LED lamps - Bistable relay with zero crossing for the Automation and/or Load control management functions. Version for fastening on DIN rail - 1 module. Earth leakage control by connecting the additional toroid, item 3523. Data visualization with Home+Control app.
O F523	1 relay actuator - for incandescence lamps and 4 A for fluorescent lamps or ferromagnetic transformers, and 500 W for compact fluorescent and LED lamps - bistable relay with zero crossing for the Automation and/or Load control management functions. Version for fastening on DIN rail Data visualization with Home+Control app. - 1 module.

Item	Energy data logger - centralisation of energy consumption data
O F524	Device for the centralisation of energy consumption data measured using meters with toroids, item F520, load control central units, item F521. The data can be displayed in appropriate integrated web pages by connecting the device to a network through the Ethernet port. It gives the possibility of configuring different tariffs, of downloading the data, and of adding up or subtracting the lines, as well as of performing multiplications by a certain factor. The device has a microSD slot for the backup of the data recorded, and OPENWebNet controls for the display of consumptions. Version for installation on DIN modules - 1 module - Power supply from BUS 27 V.

	Accessories
O 3508BUS	removable clamp for BUS connection - width 3.81 mm
O 3508U2	removable clamp 2 poles
O 3508U3	removable clamp 3 poles

☐ **White** colour ■ **Stone** colour ■ **Dark** colour O Neutral item

Light Now MyHOME

power supply, accessory and cables

F422A

F525

E56

E49

L4669

3515

336904

3508BUS

Item	
	SCS addresses extension interface
O F422A	2 Din modules Interface between SCS BUS based systems, dedicated just to the logic expansion of the address extension and not to all the functions supported with the previous BT-F422. It can be used with both, DIN server BT-F460 and Classe300EOS with Netatmo. Each interface can add 175 addresses, with a maximum of 2 interfaces allowed for installation (BT-F460 with max 2 F422A; Classe300EOS with max +1 F422A). By doing so thanks to this device you will be able to overcome the current limit of 175 addresses and configure huge installations with up to 525 addresses. No parameters to take into consideration because the assignment is automatic.
	SCS interface for different systems
O F422	Interface between SCS BUS based systems, dedicated to different functions - 2 lowered DIN modules
	Scenario Module
O F420	Device enabling to save 16 scenarios for Automation, Temperature control and Video door entry applications - 2 DIN modules
	Memory Module
O F425	Module used for saving the status of the actuators - to reset the light automation system in case of power cut - 2 lowered DIN modules.

Item	
	Power supply
O E56	Power supply with input voltage 110 - 240 V∿ @ 50 - 60 Hz. It provides two output power supplies in very low safety voltage (one of 27V DC 1.2A on the SCS terminals, one of 28.5V c.c. on terminal 1 - 2) to be used alternatively e NOT simultaneously. It can be used also as an additional power supply (output 1 - 2) for the local power supply of the devices automation (in this case it is not possible use no other output). The device is electronically protected against overload and short circuit. It is a device SELV double insulation safety device - Overall dimensions 6 DIN modules.
O E49	Compact power supply for Temperature control and Automation systems - input 230 V∿, output 27 Vdc - maximum power delivered 600 mA - 2 DIN modules.
	Connection cables
O L4669	Sheathed pair made up of 2 flexible wires with unshielded plaited sheath - insulation 300/500 V - complies with standards CEI 46-5 and CEI 20-20 - coil length 100 metres
O L4669/500	as above - in 500 m coils
O L4669KM1	As above - reel lenght 1000 m
O 336905	As above - low toxicity cable without halogens - ideal for application in environments where fire hazard safety is critical - coil length 200 metres
O 336904	Specific cable with 2 twisted conductors. It can be installed in underground piping, in accordance with standards (CEI 20-13 and CEI 20-14). It ensures the best performance in video systems (higher distance between EP and Handset when compared with other cables). 200 m coil
	Accessories
O 3508BUS	removable clamp for BUS connection - width 3.81 mm
O 3508U2	removable clamp 2 poles
O 3508U3	removable clamp 3 poles
O 3515	spare removable clamp

□ **White** colour ■ **Stone** colour ■ **Dark** colour O Neutral item

Light Now KNX





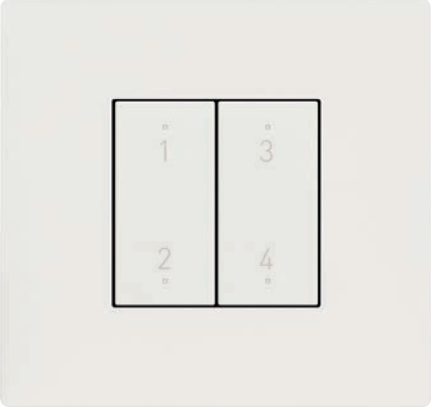

Connected controls for the Home and Building automation

SECTION 4

Light Now KNX

Connected controls for the smart home, which communicate via KNX standard bus.

How to choose devices for the composition of the electrical system

SECTION 4

SECTION 1



Type of system	Catalog section
Light Now standard system (Switches, sockets and cover plates for the residential electrical system)	1
Light Now with Netatmo (Connected controls for the smart home, which communicate via radio)	2 + 1
Light Now MyHOME (Connected controls for the smart home, which communicate via SCS BTicino bus)	3 + 1
Light Now KNX (Connected controls for the smart home, which communicate via KNX standard bus)	4 + 1

Light Now KNX

manual control units and sensors

KNX certified

Y4651KNX

0 029 00

0 029 01

0 489 18

0 489 19

0 489 21

Constantly check for presence and light levels, switching OFF as soon as the natural light level is sufficient.
Switch ON and OFF automatically
Accurate set-up on site with configuration device
Connected directly to KNX cable (supplied with tap-off connector)
The detector must be programmed using ETS software

Item	Light Now wired control units
Y4651KNX	2 channels control unit - 4 buttons. Used to control (ON/OFF, dimming, scenario, forcing), roller shutters (up, down, stop), awnings, and other receivers. Fitted with programmable RGB LEDs (12 colors available) for displaying load status and system status feedback (normal, forced, override, day/night pilot light, etc.) and alarms. To be fitted with Light Now key cover, plate and support frame.
	Touch screen control units
	With built-in temperature & proximity sensor. Max. 16 timings, 8 group events, 8 logic functions To be installed in a flush-mounting box.
0 029 00	4" touch screen - 9 control pages including switch, dimming, RGB control, shutter, scene control, HVAC control, audio control and energy metering.
0 029 01	5" touch screen - 15 control pages including switch, dimming, RGB control, shutter, scene control, HVAC control, audio control and energy metering.
	Special sensors for corridor
0 489 19	**Ceiling mounted motion sensor** Double passive infrared detection 360°, lateral range 2 x 12 m - IP 20. Recommended fixing height: 2.5 m. Fits directly in suspended ceiling with springs (supplied) or is installed in a 50 mm deep Batibox item 0 893 58. Surface mounted on ceiling using accessory item 0 488 75.
CP-MWS3A-KNX	**Ceiling mounted presence sensor** MW (microwave) detection, range up to 23 m Flat and compact sensor with adjustable head for special applications - IP 40. Recommended fixing height: 2.8 m. Fixes directly in suspended ceiling with springs (supplied).

Item	Special presence sensors for work areas
	Suitable for meeting rooms, classrooms, open areas, etc.
0 489 18	**Ceiling mounted - Dual technology** 360° passive infrared and ultrasound detection, range 8 m - IP 20. Fixes directly in suspended ceiling with springs (supplied) or is installed in a 50 mm deep Batibox Surface mounted on ceiling using accessory item 0 488 75. Connection by KNX red/ black connector.
0 489 22	360° passive infrared detection with high density lens, range 8 m - IP 20. Fixes directly in suspended ceiling with springs (supplied) or is installed in a 50 mm deep Batibox Surface mounted on ceiling using accessory item 0 488 75. Connection by KNX red/ black connector.
CP-EBDSPIR-KNX	360° passive infrared detection, range 7 m Flat and compact sensor for standard heights - IP 40. Fixes directly in suspended ceiling with springs (supplied.
CP-MWS6-KNX	360° MW (microwave) detection, range 16 m Flat and compact sensor - IP 40. Fixes directly in suspended ceiling with springs (supplied)
	Special presence sensor for high bay
CP-EBDHS-KNX	**Ceiling mounted** 360° passive infrared detection, high sensitivity, range 40 m. Flat and compact sensor for high heights- IP 65. Recommended fixing height: 15 m.
	Special motion sensor for outdoor car parks and cellars
0 489 21	**Wall or ceiling mounted - surface mounting** Passive infrared detection with 270° adjustable head, range 20 m - IP 55. Recommended fixing height: 2.5 m. Can be fixed in a corner with a special accessory item. 0 489 72.

Light Now KNX

key covers

1-FUNCTION non-silk-screen printed key covers

YD4915MH

YW4915MH2

YG4915MH

2-FUNCTION non-silk-screen printed key covers

YD4911MH

YW4911MH2

YG4911MH

Non silk-screen printed key covers - 1 function

Color	1 module	2 modules
	Item	Item
☐ White	YW4915MH	YW4915MH2
■ Stone	YG4915MH	YG4915MH2
■ Dark	YD4915MH	YD4915MH2

Non silk-screen printed key covers - 2 functions

Color	1 module	2 modules
	Item	Item
☐ White	YW4911MH	YW4911MH2
■ Stone	YG4911MH	YG4911MH2
■ Dark	YD4911MH	YD4911MH2

1-FUNCTION silk-screen printed key covers

YG4915MHB

YW4915MH2AD

YD4915MHF

2-FUNCTION silk-screen printed key covers

YD4911MHAL

YG4911MHAG

YW4911MH2AJ

Silk-screen printed key covers with symbols - 1 function

Description	Color	1 module	2 modules
		Item	Item
Control of 1 dimmer	☐ White	YW4915MHAD	YW4915MH2AD
	■ Stone	YG4915MHAD	YG4915MH2AD
	■ Dark	YD4915MHAD	YD4915MH2AD
Stop	☐ White	YW4915MHAE	-
	■ Stone	YG4915MHAE	-
	■ Dark	YD4915MHAE	-
Staircase light	☐ White	YW4915MHB	YW4915MH2B
	■ Stone	YG4915MHB	YG4915MH2B
	■ Dark	YD4915MHB	YD4915MH2B
Key	☐ White	YW4915MHF	YW4915MH2F
	■ Stone	YG4915MHF	YG4915MH2F
	■ Dark	YD4915MHF	YD4915MH2F
Doorbell	☐ White	YW4915MHD	YW4915MH2DM
	■ Stone	YG4915MHD	YG4915MH2DM
	■ Dark	YD4915MHD	YD4915MH2DM

					ON	
Dimmer	**Stop**	**Staircase light**	**Key**	**Doorbell**	OFF **On- Off**	**Up - down**
ON OFF				1	3	
On - Off plus regulation	**Regulation + up and – down**	**Home-away**	**Day-night**	**Scenario N° 1 - 2**	**Scenario N° 3 - 4**	**2 Dimmer**

Silk-screen printed key covers with symbols - 2 functions

Description	Color	1 module	2 modules
		Item	Item
Control of 2 dimmers	☐ White	YW49112MHAD	YW49112MH2AD
	■ Stone	YG49112MHAD	YG49112MH2AD
	■ Dark	YD49112MHAD	YD49112MH2AD
On - Off	☐ White	YW4911MHAG	YW4911MH2AG
	■ Stone	YG4911MHAG	YG4911MH2AG
	■ Dark	YD4911MHAG	YD4911MH2AG
Up - down	☐ White	YW4911MHAH	YW4911MH2AH
	■ Stone	YG4911MHAH	YG4911MH2AH
	■ Dark	YD4911MHAH	YD4911MH2AH
On - Off plus regulation up and down	☐ White	YW4911MHAI	YW4911MH2AI
	■ Stone	YG4911MHAI	YG4911MH2AI
	■ Dark	YD4911MHAI	YD4911MH2AI
Regulation + up and – down	☐ White	YW4911MHAD	-
	■ Stone	YG4911MHAD	-
	■ Dark	YD4911MHAD	-
Home-away	☐ White	YW4911MHAJ	YW4911MH2AJ
	■ Stone	YG4911MHAJ	YG4911MH2AJ
	■ Dark	YD4911MHAJ	YD4911MH2AJ
Day-night	☐ White	YW4911MHAL	YW4911MH2AL
	■ Stone	YG4911MHAL	YG4911MH2AL
	■ Dark	YD4911MHAL	YD4911MH2AL
Scenario N° 1 - 2	☐ White	YW4911MHAM	-
	■ Stone	YG4911MHAM	-
	■ Dark	YD4911MHAM	-
Scenario N° 3 - 4	☐ White	YW4911MHAN	-
	■ Stone	YG4911MHAN	-
	■ Dark	YD4911MHAN	-

☐ **White** colour ■ **Stone** colour ■ **Dark** colour

Light Now KNX

modular controllers

KNX certified

0 026 65

0 026 73



0 026 79

Connected with the KNX cable
Configuration using ETS programming software

Item	Modular controllers for dimming
	Each output can be controlled by a sensor and/or KNX control unit.
0 026 65	**For DALI control** 1 output DALI bus (64 DALI ballasts max) to control up to 16 DALI groups and up to 64 DALI scenes. 4 DIN modules.
0 026 99	1 output DALI bus (64 DALI ballasts max) to control individually up to 64 DALI luminaires and up to 16 DALI scenes. 4 DIN modules.
0 026 68	**For 1-10V control** 10 outputs 1-10 V also controlling 10 ON/OFF circuits (16 A max).10 DIN modules.
0 026 54	**For LED and all others LV and ELV load** 2 outputs 2 x 300 W/VA maximum per output. 4 DIN modules.

	Modular ON/OFF controller
	Each output can be controlled by a sensor and/or KNX control unit.
0 026 80	4 x 16 A outputs. 4 DIN modules

	Modular multi-applications ON/OFF controllers
	Each output can be controlled by a sensor and/or KNX control unit. Multi-applications controllers with independent input channels and outputs configurable to control lighting loads, power sockets, roller shutters, and HVAC equipment.
0 026 72	8 x 16 A outputs. 6 DIN modules
0 026 73	8 x 16 A outputs - 8 inputs. 6 DIN modules
0 026 74	12 x 16 A outputs - 6 DIN modules
0 026 76	16 x 16 A outputs - 10 DIN modules
0 026 78	20 x 16 A outputs - 10 DIN modules
0 026 79	20 x 16 A outputs - 18 inputs. 10 DIN modules

	Room Controller Unit
	Power modules equipped with output contacts for controlling: - different types of ON/OFF load (lighting, roller shutters, contactors, motors, etc.) - a DALI dimming output for 64 ballasts max. Loads are managed by the controls to which they are linked: either by KNX controls, or by wired connection input terminals (switches, push-buttons, volt-free contacts). Multiphase connection and consumption measurement.
0 484 18	8 inputs - 10 outputs. 8 DIN modules
0 484 22	16 inputs - 16 outputs. 12 DIN modules.

infrastructure products

KNX certified

0 026 93

0 026 92

0 035 45



0 035 07

Connected with the KNX cable
Configuration using ETS programming software

Item	KNX interface - voltage contact
	Connects voltage free contacts devices (switches, push-buttons, alarms, etc.) to the KNX.
0 026 93	**Modular** 4 inputs 0 to 265 AC/DC powered. 2 DIN modules.
0 026 92	**Flush mounting** For installation in a flush-mounting box. 4 inputs - 4 outputs.

	Line coupler
0 035 46	Provides galvanic isolation between lines Necessary in an installation where there are more than 64 KNX participants. 2 DIN modules.

	IP/KNX router
0 035 45	Can act as main line or backbone coupler Links different KNX networks to each other via the IP infrastructure. 2 DIN modules.

	Modular power supplies and accessory
	Powers one KNX line Integrated filter to prevent the short-circuit of BUS messages. Voltage 230 V± - 30 V= With additional 30 V unfiltered output. 7 DIN modules.
0 035 06	Output 320 mA
0 035 07	Output 640 mA

	KNX connector
0 488 79	Black and red. Supplied in boxes of 50

	KNX cables
	Length 500 m 0.8 mm dia. quad Isolation 4000 V.
0 492 91	1 pair: red/black
0 492 92	2 pairs: red/black and yellow/white

Light Now KNX

load table at 230 V a.c. 50-60Hz

Cat.Nos	Outputs	Halogen lamp	ELV halogen lamp with ferromagnetic or electronic transformer	Fluorescent tube	LED and compact fluorescent lamp	Fluorescent lamp with 1-10 V ballast	DALI	Motors
Modular controllers for dimming								
0 026 65	**1**	-	-	-	-	-	64 ballasts (group control only)	-
0 026 99	**1**	-	-	-	-	-	64 ballasts (individual control)	-
0 026 68	**10**	-	-	-		4000 VA	-	-
0 026 88	**4**	-	-	-	-	1000 VA	-	-
0 026 54	**2**	2 x 300 W	2 x 200 VA	2 x 300 VA	2 x 75 W	-	-	-
Modular ON/OFF controllers								
0 026 80	**4**	2 x 3680 W	4 x 1000 VA	4 x [10 x (2 x 36 W)]	4 x 500 VA	-	-	4 x 500 VA
0 026 72	**8**	8 x 4000 VA	8 x 1800 VA	8 x 2400 VA	8 x 400 VA	-	-	8 x 1000 VA
0 026 73	**8**	8 x 4000 VA	8 x 1800 VA	8 x 2400 VA	8 x 400 VA	-	-	8 x 1000 VA
0 026 74	**12**	12 x 4000 VA	12 x 1800 VA	12 x 2400 VA	12 x 400 VA	-	-	12 x 1000 VA
0 026 76	**16**	16 x 4000 VA	16 x 1800 VA	16 x 2400 VA	16 x 400 VA	-	-	16 x 1000 VA
0 026 78	**20**	20 x 4000 VA	20 x 1800 VA	20 x 2400 VA	20 x 400 VA	-	-	20 x 1000 VA
0 026 79	**20**	20 x 4000 VA	20 x 1800 VA	20 x 2400 VA	20 x 400 VA	-	-	20 x 1000 VA
Room Controller Units								
0 484 18	**4** **4** **2**	4 x 500 W 4 x 1000 W 2 x 3680 W	4 x 250 VA 4 x 500 VA 2 x 1000 VA	4 x [2 x (2 x 36 W)] 4 x [4 x (2 x 36 W)] 2 x [10 x (2 x 36 W)]	4 x 80 VA 4 x 160 VA 2 x 500 VA	-	1 x 64 ballasts	4 x 250 VA 4 x 500 VA 2 x 500 VA
0 484 22	**4** **8** **4**	4 x 500 W 8 x 1000 W 4 x 3680 W	4 x 250 VA 8 x 500 VA 4 x 1000 VA	4 x [2 x (2 x 36 W)] 8 x [4 x (2 x 36 W)] 4 x [10 x (2 x 36 W)]	4 x 80 VA 8 x 160 VA 4 x 500 VA	-	1 x 64 ballasts	4 x 250 VA 8 x 500 VA 4 x 500 VA

*: Compatible with dimmable LED and compact fluorescent lamps

2 modules cover plate

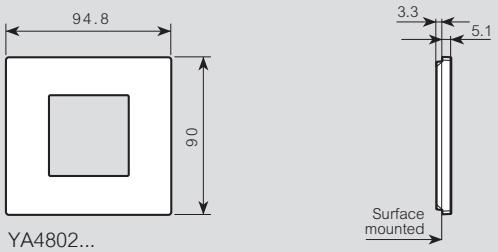

YA4802...

3 modules centred cover plate

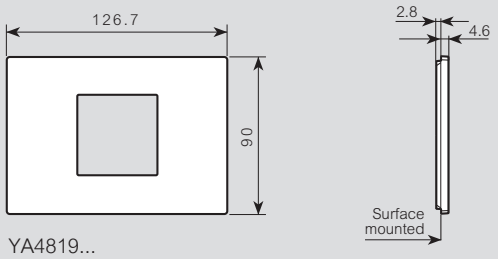

YA4819...

3 modules cover plate

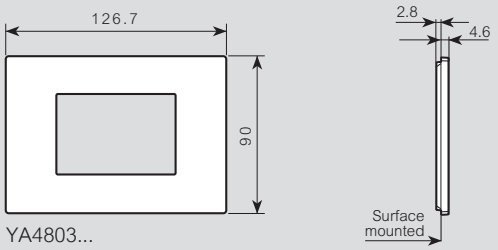

YA4803...

4 modules supporting frame

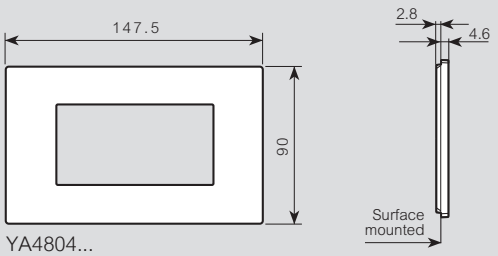

YA4804...

7 modules supporting frame

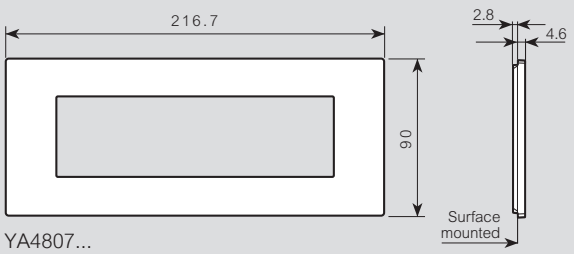

YA4807...

2X2 modules cover plate wheelbase 71 - horrizzontal/vertical

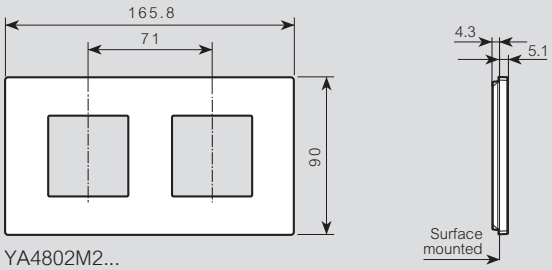

YA4802M2...

2x2x2 modules cover plate interasse 71 - horizzontal/vertical

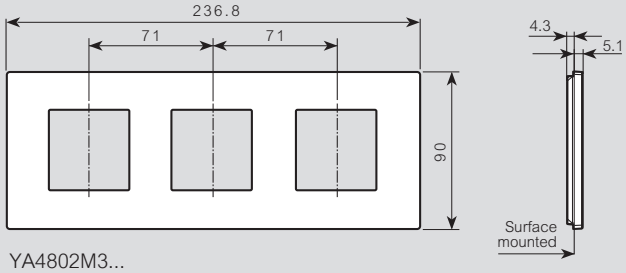

YA4802M3...

2x2x2x2 modules cover plate interasse 71 - horizzontal/vertical

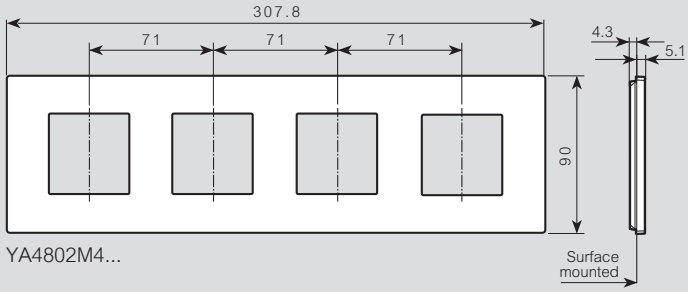

YA4802M4...

2x2 modules cover plate wheelbase 60 - horizzontal/vertical

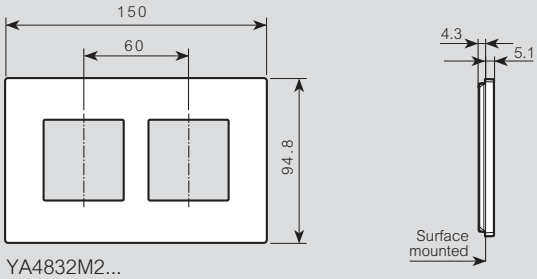

YA4832M2...

2x2x2 modules cover plate wheelbase 60 - horizzontal/vertical

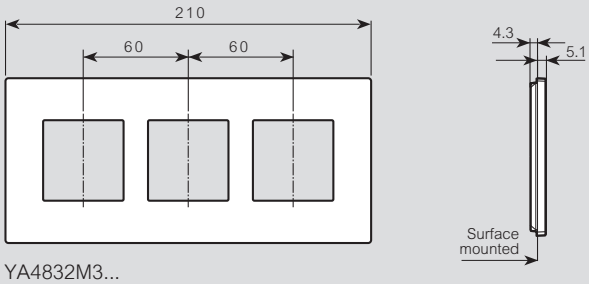

YA4832M3...

Light Now

dimensiona data - supporting frame

2 modules supporting frame

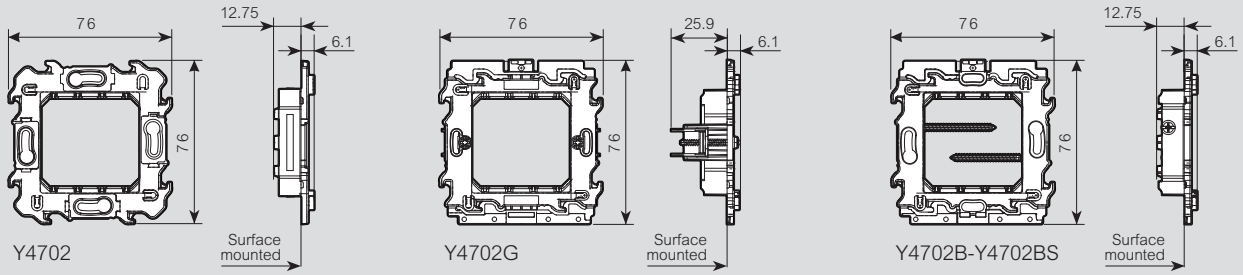

2 modules centred supporting frame

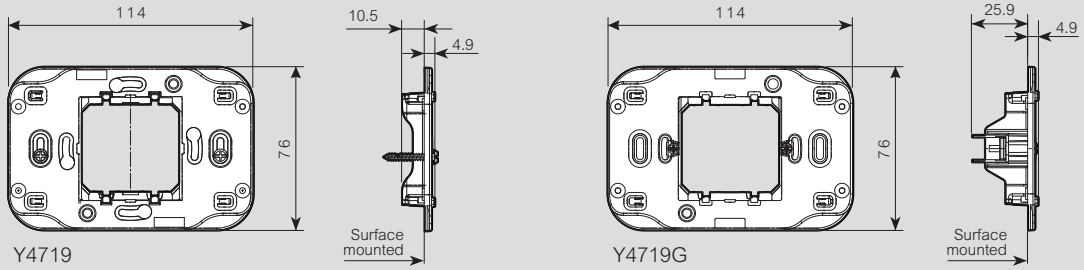

3 modules supporting frame

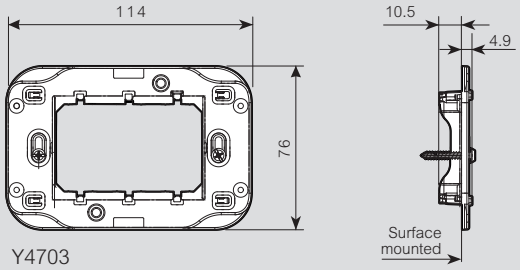

4 modules supporting frame

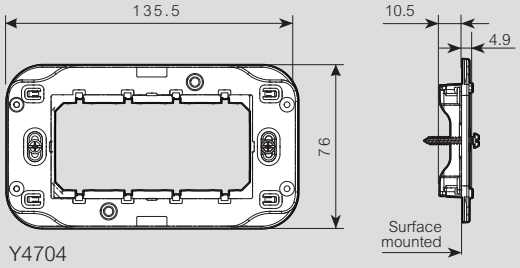

7 modules supporting frame

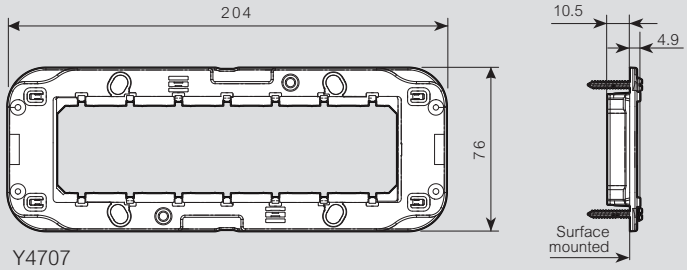

Light Now

dimensiona data - Modularity, Smarther

Modularity

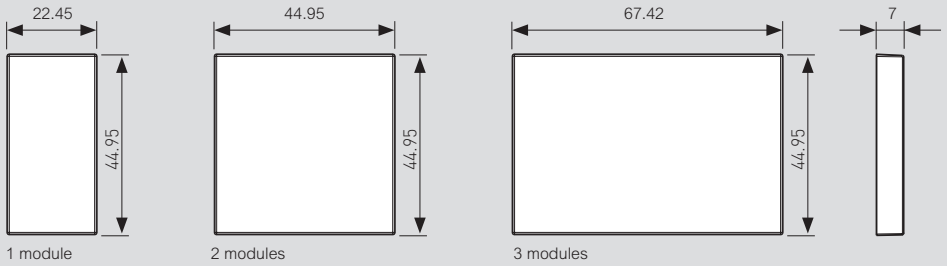

Smarther

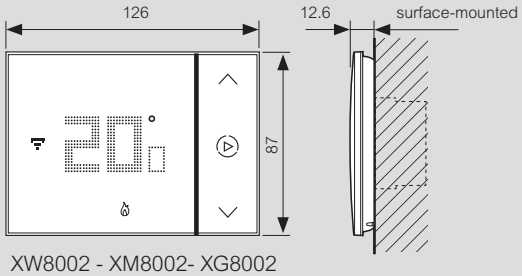

XW8002 - XM8002- XG8002
XW8003 - XM8003 - XG8003

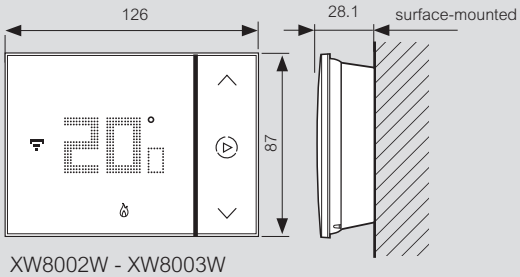

XW8002W - XW8003W

Insert the services offered by the local branch to architects
(e.g. website, toll-free number, assistance, showroom)

Enter any FSC certification
regarding the paper here.
This certification and related logo
must be produced and issued by
the printer, according
to current regulations.

MIX
Paper | Supporting responsible forestry
FSC® C102233
FSC
www.fsc.org

Temporary logo - Do not use

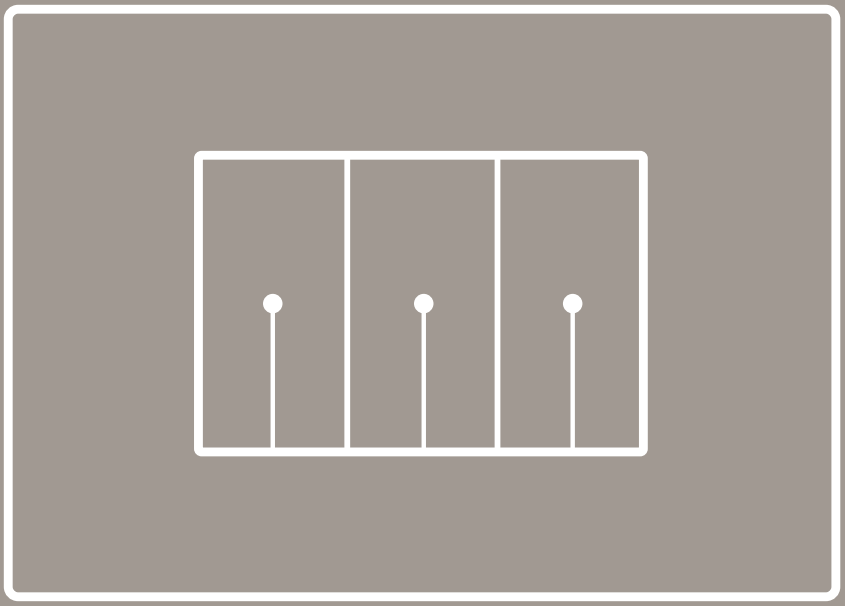

BTicino SpA
Viale Borri, 231
21100 Varese - Italy
www.bticino.com

AD-EXLHTNW24C/GB/3M - 11/2024

A brand of legrand

In accordance with its policy of continuous improvement, the Company reserves the right to change specifications and designs without notice. All illustrations, descriptions, dimensions and weights in this catalogue are for guidance and cannot be held binding on the Company.